

## Executive Summary

**Market:** Atlanta, GA

**Market Type:** 5 mile radius

**Comparisons are made with:** National Totals and Averages and Georgia State Total and Averages

This Market Report consists of data gathered from multiple public information sources and proprietary analysis and calculations made by StorTrack Analytics Team. The report includes sections listed below. The executive summary of this report is as follows:

	This Market	National	Georgia
No. of Stores in Market	39	65,874	2,274

### Current Supply to Market:

There is 8.22 square feet/capita supply in this market. The US national average is 8.68 sqft/capita, and the Georgia state average is 9.68 sqft/capita.

Across all unit types, there is currently 5.13% of inventory offline (not advertised). The US national figure at the moment is 6% of inventory offline and the Georgia state number is 5% offline.

### Rate Trends in Market:

The rates in this Market have trended down in the last 3 months, by -23.77%. This would indicate a decreased demand against available supply. The current US national rate trend for the past 3 months is down, by -0.91%. The Georgia state is showing a rate trend down for the last 3 months of -0.89%.

### Use of Promotions:

There are promotions over the past 3 months. 92.31% of facilities are using promotions in this market.

### New Developments:

There is one known new development in this market.

StorTrack is currently tracking 3,871 new developments across the USA.

There have been no new facilities openings in last year.

## Market Snapshot

The Market Snapshot is a one-look overview of the market.

	This Market	1 Mile Radius	3 Miles Radius	State	National
Net Rentable Sq Ft	2,869,434	228,412	1,201,840	102,846,722	2,874,742,087
Sq Ft per Capita					
• 2022 Sq Ft per Capita	8.22	11.81	6.33	9.68	8.68
• 2024 Sq Ft per Capita	8.11	11.64	6.23	9.48	8.62
• 2026 Sq Ft per Capita	7.99	11.45	6.14	9.31	8.50
Sq Ft per Household	17.87	25.70	13.43	26.47	22.86
Total Stores	39	3	17	2,274	65,874
• REITS	27	1	11	469	9,896
• Large Ops	9	2	5	608	14,796
• Mid Ops	0	0	0	353	10,999
• Single Ops	3	0	1	844	30,183
New Developments	1	0	0	228	3,871
Estimated Net Rentable Sq Ft of Development	76,416	0	0	14,448,397	244,911,865
Stores opened within the last year	1	0	0	64	1,289
Demographics					
• 2022 Population	348,872	19,340	189,972	10,625,615	331,097,593
• 2024 Population	353,708 (+1.39% change)	19,628 (+1.49% change)	192,772 (+1.47% change)	10,847,361 (+0.02% change)	333,584,158 (+0.01% change)
• 2026 Population	359,003 (+2.90% change)	19,944 (+3.12% change)	195,815 (+3.08% change)	11,042,630 (+0.04% change)	338,018,925 (+0.03% change)
Households	160,575	8,886	89,458	3,885,371	125,736,353
Rental Households	87,693	6,619	53,224	1,378,498	44,238,593

## Market Snapshot Continued

	This Market	1 Mile Radius	3 Miles Radius	State	National
Rental Households Percentage	54.61%	74.49%	59.5%	35.48%	35.18%
Median Household Income	\$94,207	\$64,672	\$90,445	\$65,030	\$75,149
Average Rate Per Square Feet					
• All Units without Parking	\$1.69	\$1.70	\$1.87	\$1.26	\$1.45
• All Units with Parking	\$1.69	\$1.70	\$1.87	\$1.22	\$1.39
• Regular Units	\$1.67	\$1.75	\$1.82	\$1.06	\$1.23
• Climate Controlled Units	\$1.70	\$1.64	\$1.90	\$1.43	\$1.72
• Only Parking	\$0.39	N/A	N/A	\$0.40	\$0.46
Rate Trend (12 months)	-21.81%	-11.92%	-12.29%	-3.54%	-5.08%
Units Not Advertised	0%	0%	0%	5%	6%
Market Including Known Developments					
Net Rentable Sq Ft	2,945,850	228,412	1,201,840	117,295,119	3,119,653,952
Sq Ft per Capita					
• 2022 Sq Ft per Capita	8.44	11.81	6.33	11.04	9.42
• 2024 Sq Ft per Capita	8.33	11.64	6.23	10.81	9.35
• 2026 Sq Ft per Capita	8.21	11.45	6.14	10.62	9.23
Sq Ft per Household	18.35	25.70	13.43	30.19	24.81
Total Stores	40	3	17	2,502	69,745
• REITS	28	1	12	496	10,343
• Large Ops	9	2	5	638	14,880
• Mid Ops	0	0	0	359	11,154
• Single Ops	3	0	1	849	30,661
New Supply Ratio	2.66%	N/A	N/A	14.05%	8.52%

## Store Types

Breakdown of all the stores within the market, broken down by total REITs (Real Estate Investment Trusts include: Public Storage, Extra Space, Cubesmart, National Storage Affiliates, Life Storage, and Global Self Storage), Large Operators (10+ stores), Midsize Operators (2+ stores) and Single Operators (1 store, independent operators).

STORES IN MARKET	REITS		LARGE OPS		MID OPS		SINGLE OPS	
	NUMBER	% OF MARKET	NUMBER	% OF MARKET	NUMBER	% OF MARKET	NUMBER	% OF MARKET
39	27	69.23%	9	23.08%	0	0.00%	3	7.69%
65,874	9,896	15.02%	14,796	22.46%	10,999	16.70%	30,183	45.82%
2,274	469	20.62%	608	26.74%	353	15.52%	844	37.12%

● This Market 
 ● National Totals and Averages 
 ● Georgia State Total and Averages

## Unit Types Offered

Analysis of the most common unit types - with the percentage of Stores in the market currently offering that unit type.

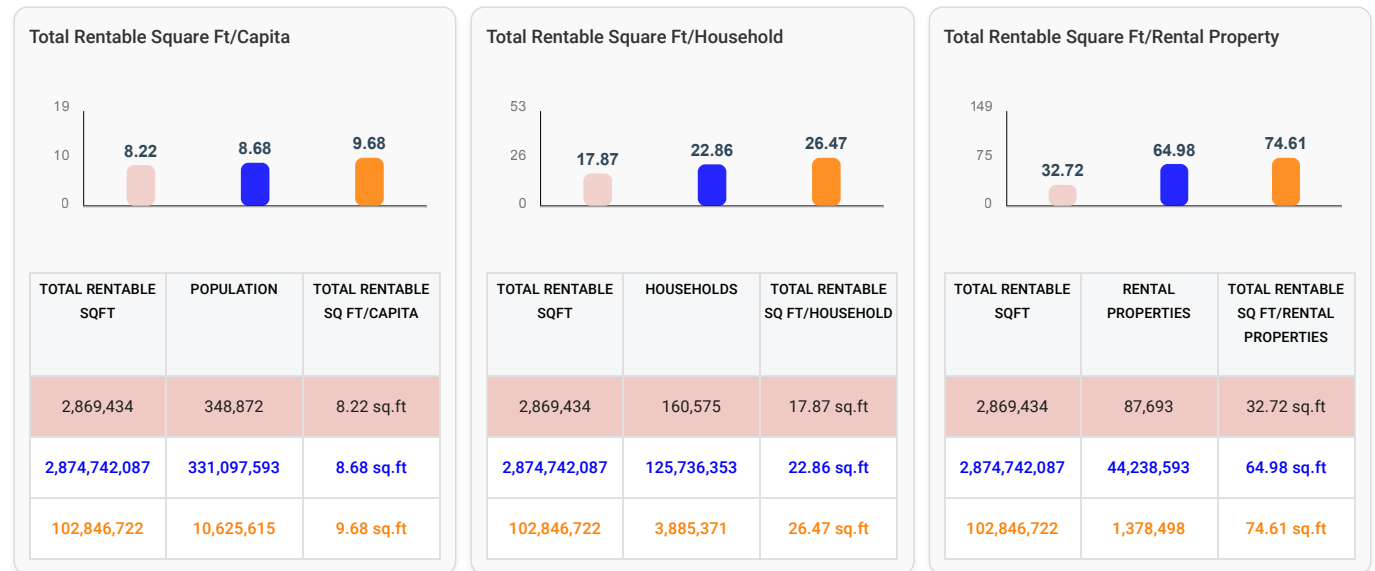
ALL UNITS WITHOUT PARKING	ALL UNITS WITH PARKING	ALL REG	ALL CC	ALL PARKING	5X5 REG	5X5 CC	5X10 REG	5X10 CC	10X10 REG	10X10 CC	10X15 REG	10X15 CC	10X20 REG	10X20 CC	10X30 REG	10X30 CC	CAR PARKING	RV PARKING
94.87%	94.87%	28.21%	82.05%	2.56%	20.51%	76.92%	23.08%	79.49%	23.08%	79.49%	23.08%	64.10%	17.95%	56.41%	7.69%	25.64%	N/A	2.56%
97.49%	100.00%	83.42%	47.87%	18.42%	28.91%	32.39%	61.01%	40.52%	69.20%	41.40%	56.46%	35.09%	65.12%	29.48%	34.78%	9.99%	1.92%	17.50%
98.91%	100.00%	79.82%	63.50%	14.56%	29.85%	40.24%	59.58%	52.33%	70.45%	55.83%	57.64%	50.51%	61.93%	44.71%	33.78%	19.34%	1.21%	14.20%

● This Market 
 ● National Totals and Averages 
 ● Georgia State Total and Averages

## Overall Market Supply Metrics

Analysis of supply metrics in the market. A side-by-side bar chart comparison, shows the Market's Total Rentable Square Footage per Capita, Total Rentable Square Footage per Household and Total Rentable Square Footage per Rental Property.

Demographic data based on the U.S. Census Bureau's 2022 American Community Survey.



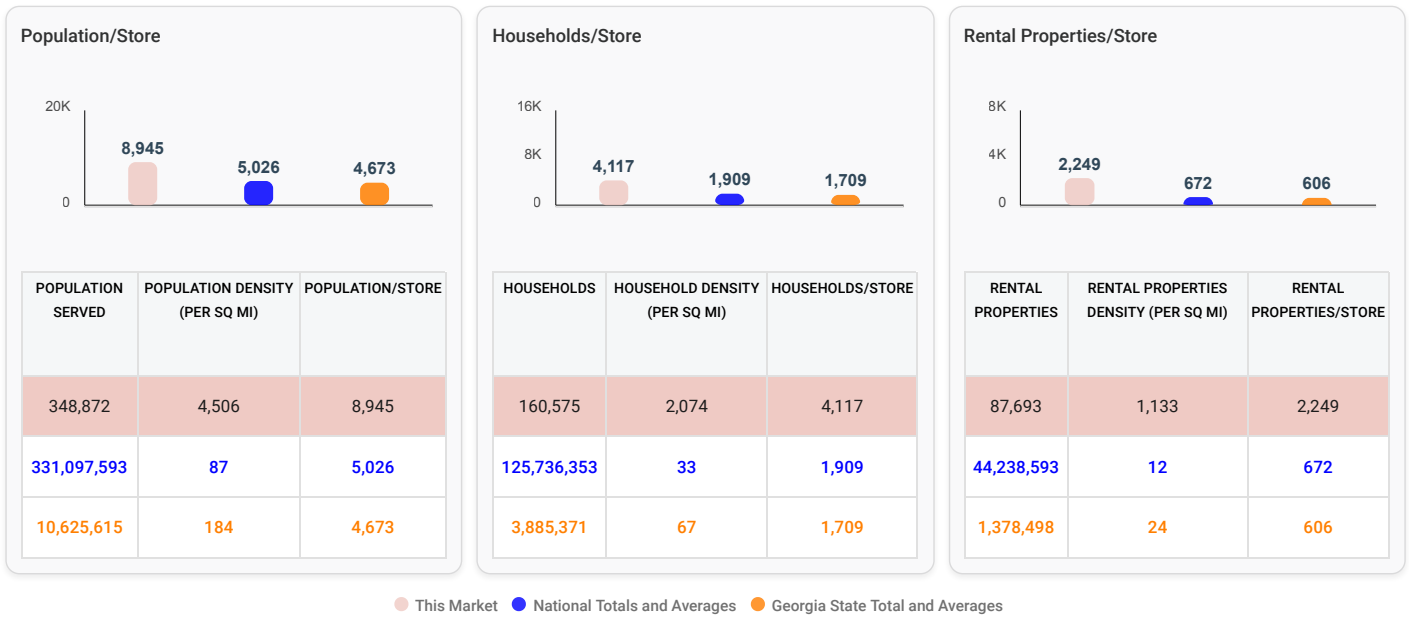
● This Market 
 ● National Totals and Averages 
 ● Georgia State Total and Averages



## Size of Market per Store

Analysis on the supply of the market against the market's population. A side-by-side bar chart comparison, shows the Market's total Population per Store, Market Households per Store and Rental Properties per Store.

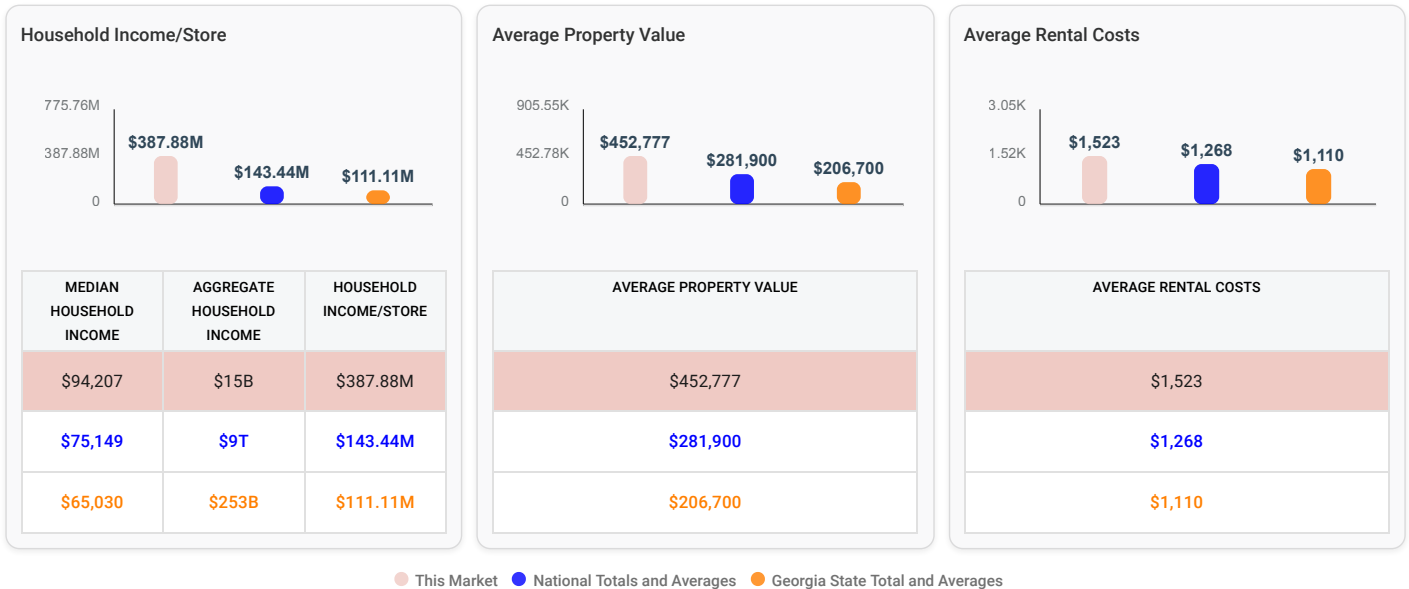
Demographic data based on the U.S. Census Bureau's 2022 American Community Survey.



## Market Spending Power

Analysis on the market's spending power. A side-by-side bar chart comparison, shows the Market's Median Household Income, Aggregate Household Income, Household Income per Store, Average Market Property Value, and Average Rental Costs.

Demographic data based on the U.S. Census Bureau's 2022 American Community Survey.



## Rate per Square Foot by Store Type

Comparison of the current rate per Square Foot of the market to the average rate per square foot by each of the three store types - REITs (Real Estate Investment Trusts include: Public Storage, Extra Space, Cubesmart, National Storage Affiliates, Life Storage, and Global Self Storage), Midsize Operators (2+ stores) and Small Operators (1 store, independent operators).

OVERALL MARKET AVERAGE	REITS	LARGE OPS	MID OPS	SINGLE OPS
\$1.17	\$0.97	\$1.75	N/A	\$1.71
<b>\$1.16</b>	<b>\$1.05</b>	<b>\$1.35</b>	<b>\$1.05</b>	<b>\$1.13</b>
\$0.96	\$0.80	\$1.06	\$1.07	\$1.10

● This Market ● National Totals and Averages ● Georgia State Total and Averages

## Rate per Square Foot by Unit Type

Analysis of the average rate per square foot by each of the most common unit types.

ALL UNITS WITHOUT PARKING	ALL UNITS WITH PARKING	ALL PARKING	ALL REG	ALL CC	5X5 REG	5X5 CC	5X10 REG	5X10 CC	10X10 REG	10X10 CC	10X15 REG	10X15 CC	10X20 REG	10X20 CC	10X30 REG	10X30 CC	CAR PARKING	RV PARKING
\$1.17	\$1.17	\$0.22	\$1.36	\$1.12	\$2.08	\$1.28	\$1.29	\$1.15	\$1.22	\$1.04	\$1.02	\$1.01	\$1.10	\$1.04	\$0.89	\$1.01	N/A	\$0.22
<b>\$1.21</b>	<b>\$1.16</b>	<b>\$0.42</b>	<b>\$1.06</b>	<b>\$1.40</b>	<b>\$1.86</b>	<b>\$2.01</b>	<b>\$1.28</b>	<b>\$1.55</b>	<b>\$1.01</b>	<b>\$1.25</b>	<b>\$0.87</b>	<b>\$1.12</b>	<b>\$0.80</b>	<b>\$1.09</b>	<b>\$0.74</b>	<b>\$1.06</b>	<b>\$0.53</b>	<b>\$0.41</b>
\$0.99	\$0.96	\$0.34	\$0.86	\$1.10	\$1.45	\$1.57	\$1.02	\$1.22	\$0.81	\$1.00	\$0.73	\$0.91	\$0.70	\$0.90	\$0.67	\$0.92	\$0.48	\$0.33

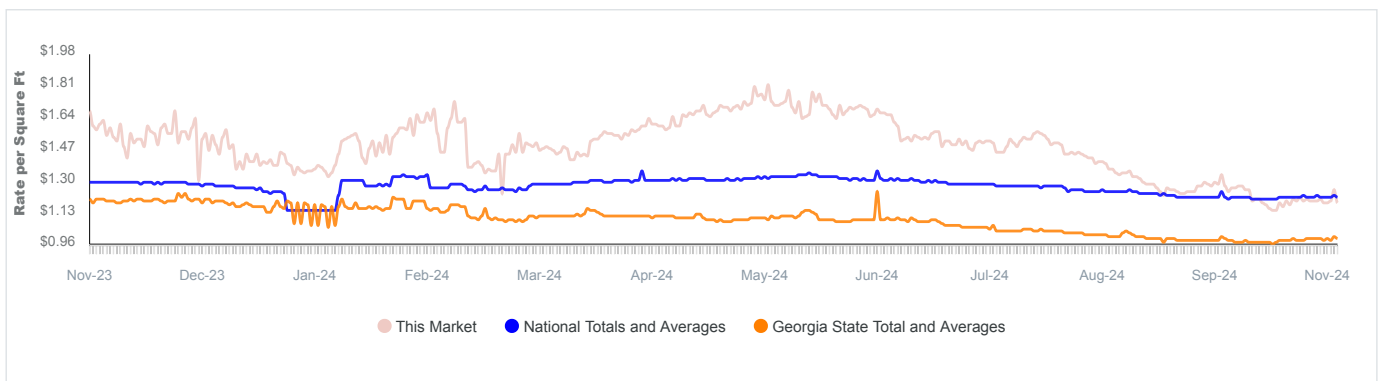
● This Market ● National Totals and Averages ● Georgia State Total and Averages

## Rate per Square Foot History Graph

Historical graphs showing the average rate per square feet for each of the most common unit types.

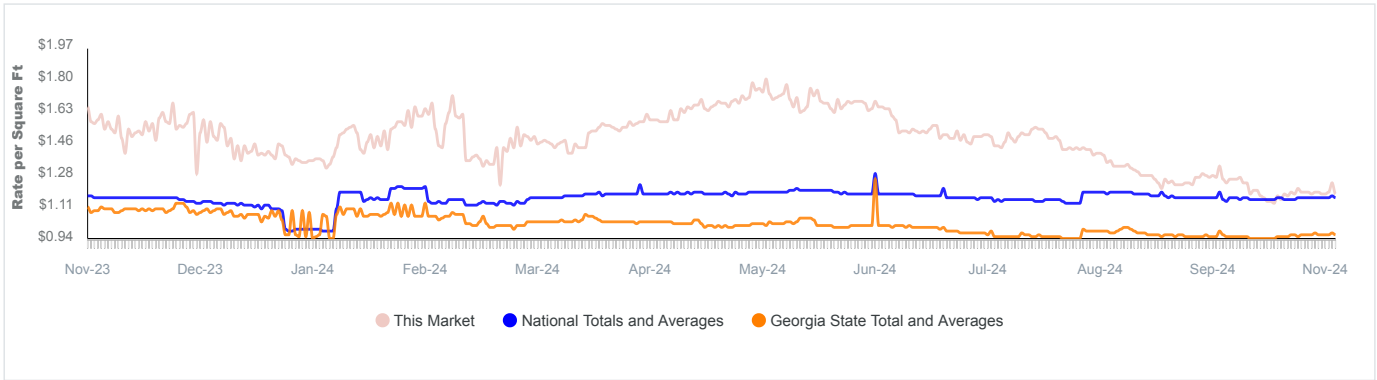
### All Units Without Parking (Last 1 Year)

⚠️ ● This Market ● National Totals and Averages has same value in the series.



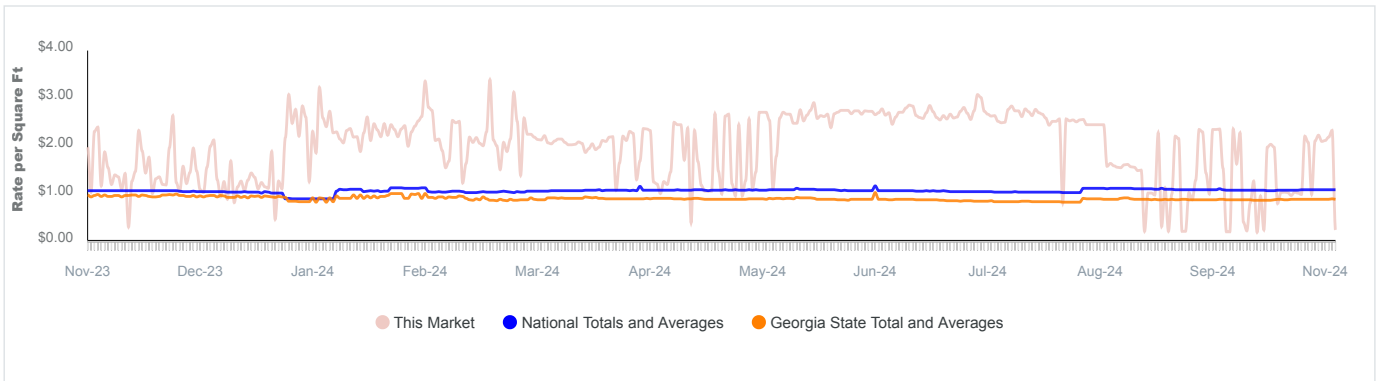
## Rate per Square Foot History Graph Continued

### All Units With Parking (Last 1 Year)



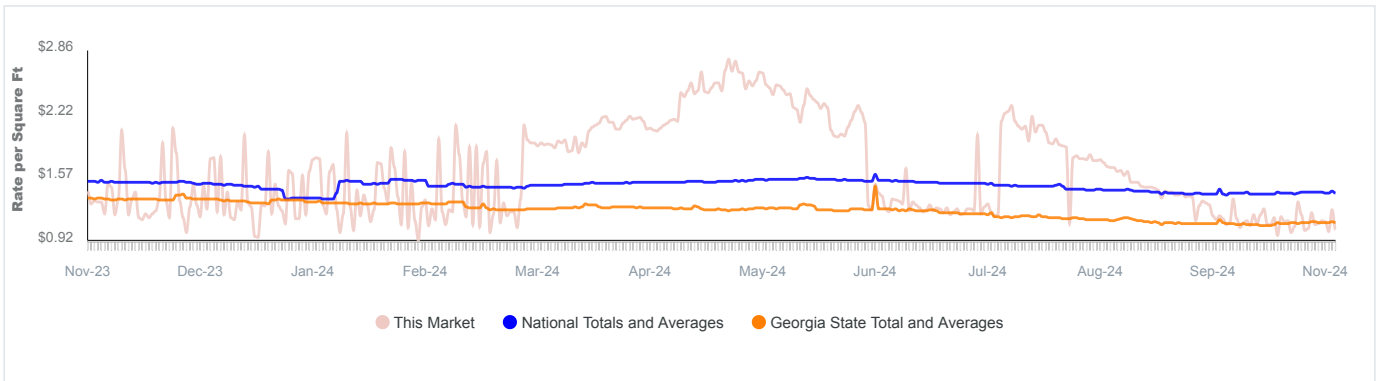
### All Reg (Last 1 Year)

**⚠️** This Market **●** National Totals and Averages **●** Georgia State Total and Averages *has same value in the series.*



### All CC (Last 1 Year)

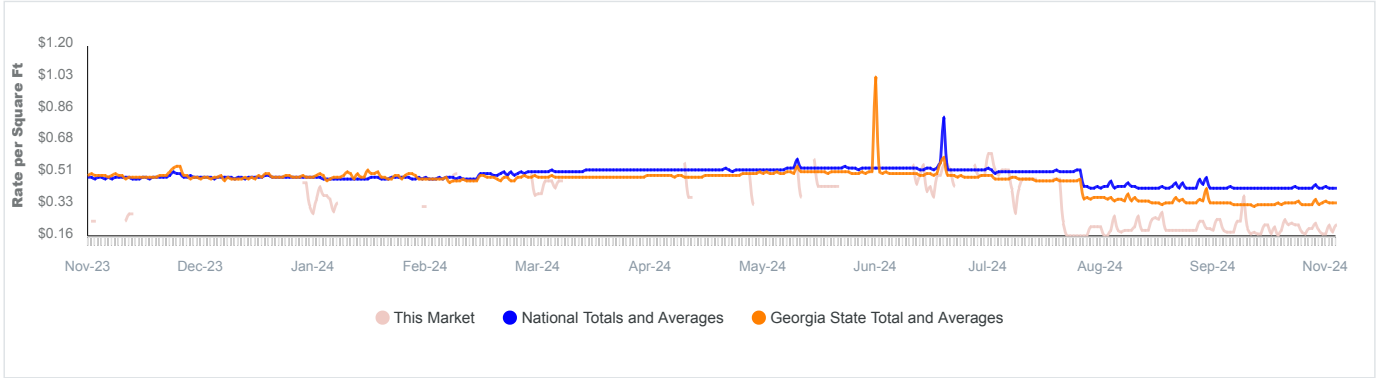
**⚠️** This Market **●** National Totals and Averages **●** Georgia State Total and Averages *has same value in the series.*



## Rate per Square Foot History Graph Continued

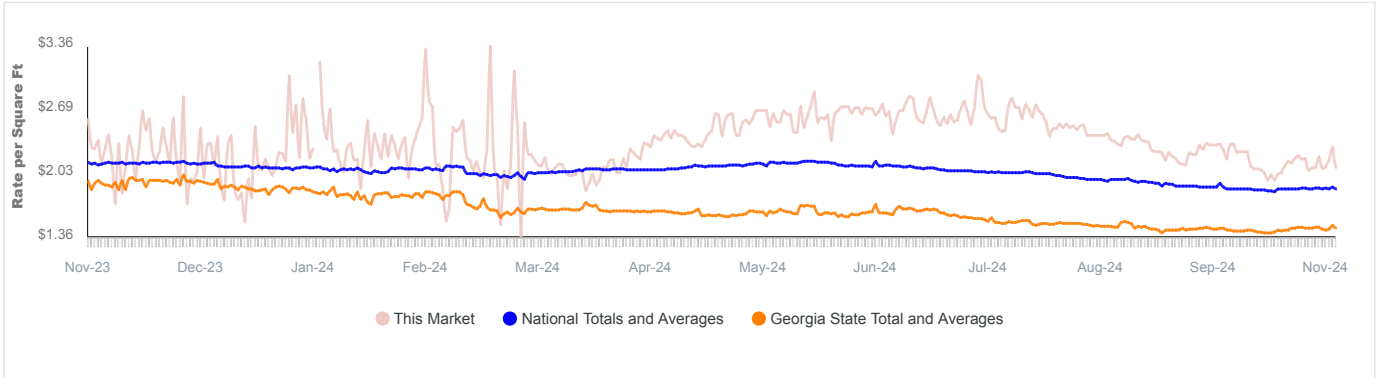
### All Parking (Last 1 Year)

⚠️ ● This Market ● National Totals and Averages ● Georgia State Total and Averages *has same value in the series.*



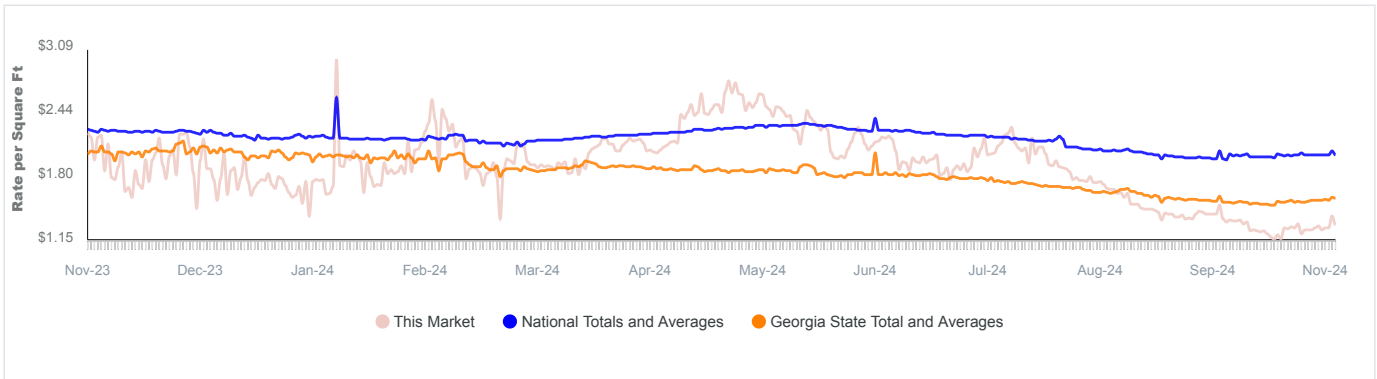
### 5x5 Reg (Last 1 Year)

⚠️ ● This Market ● National Totals and Averages *has same value in the series.*



### 5x5 CC (Last 1 Year)

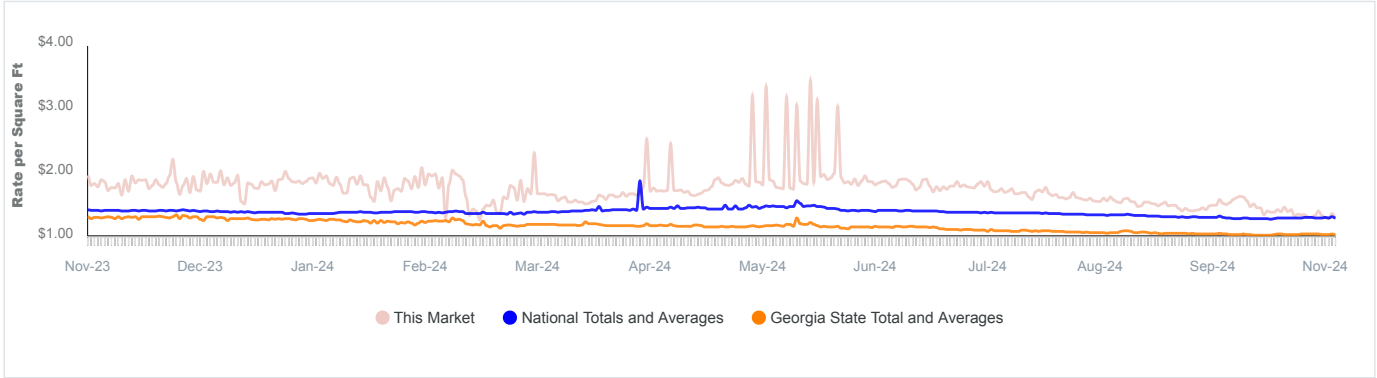
⚠️ ● This Market ● Georgia State Total and Averages *has same value in the series.*



## Rate per Square Foot History Graph Continued

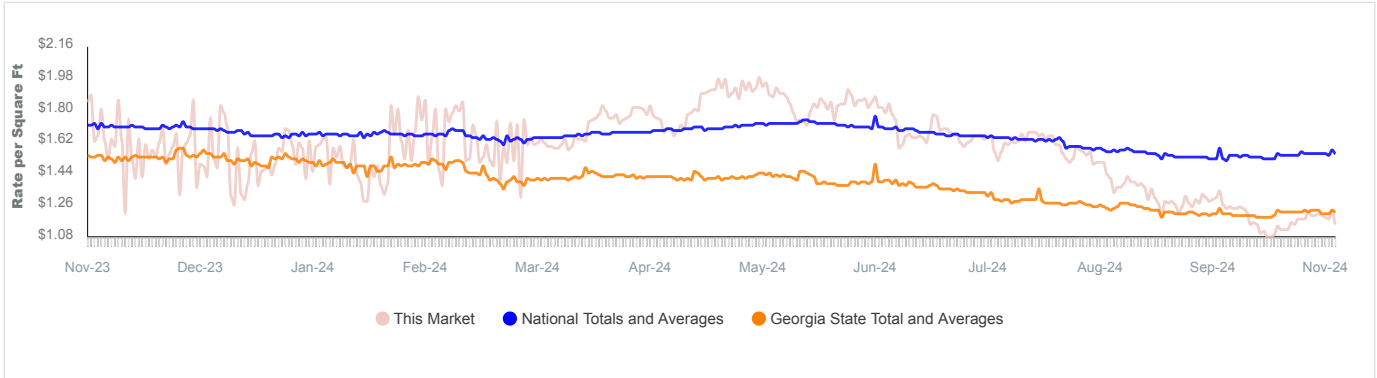
### 5x10 Reg (Last 1 Year)

⚠️ ● This Market ● National Totals and Averages ● Georgia State Total and Averages *has same value in the series.*

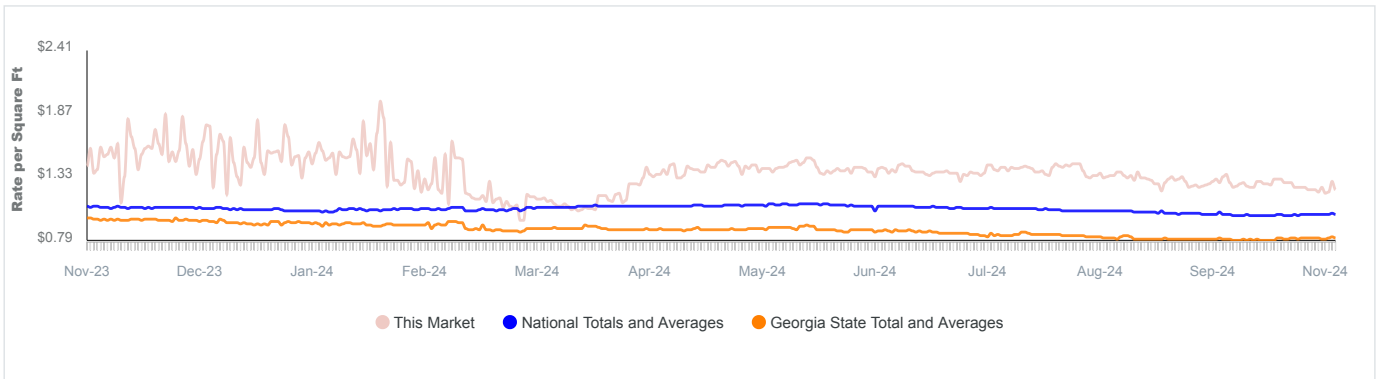


### 5x10 CC (Last 1 Year)

⚠️ ● This Market ● National Totals and Averages ● Georgia State Total and Averages *has same value in the series.*



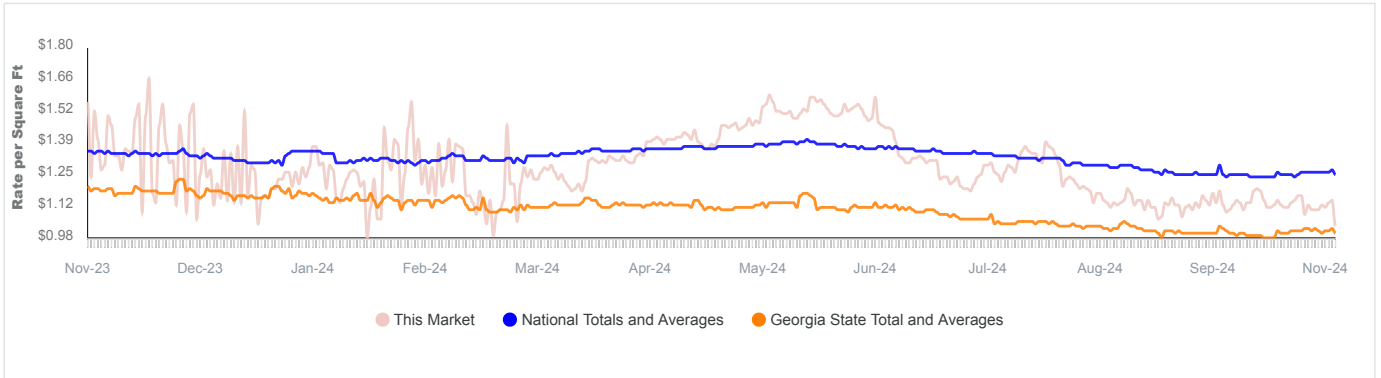
### 10x10 Reg (Last 1 Year)



## Rate per Square Foot History Graph Continued

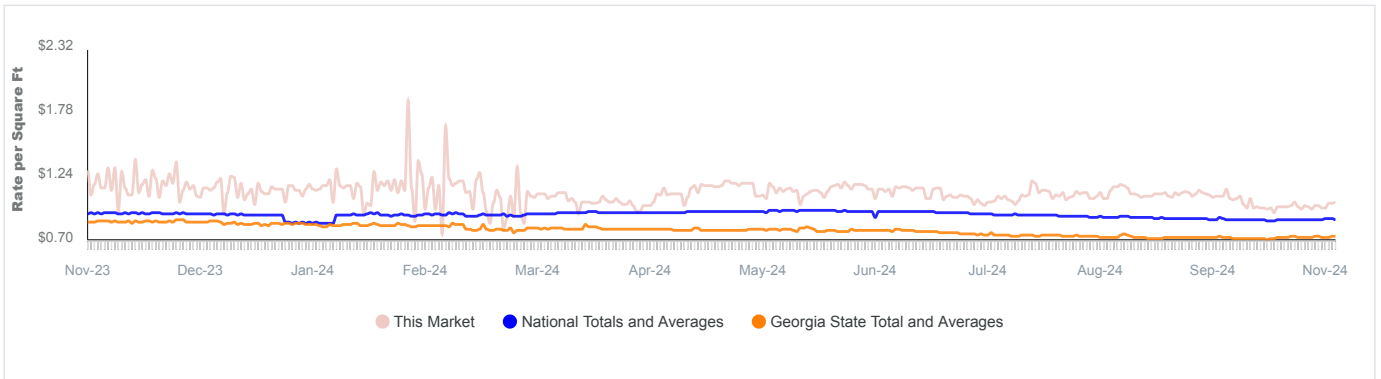
### 10x10 CC (Last 1 Year)

  This Market  National Totals and Averages  Georgia State Total and Averages *has same value in the series.*



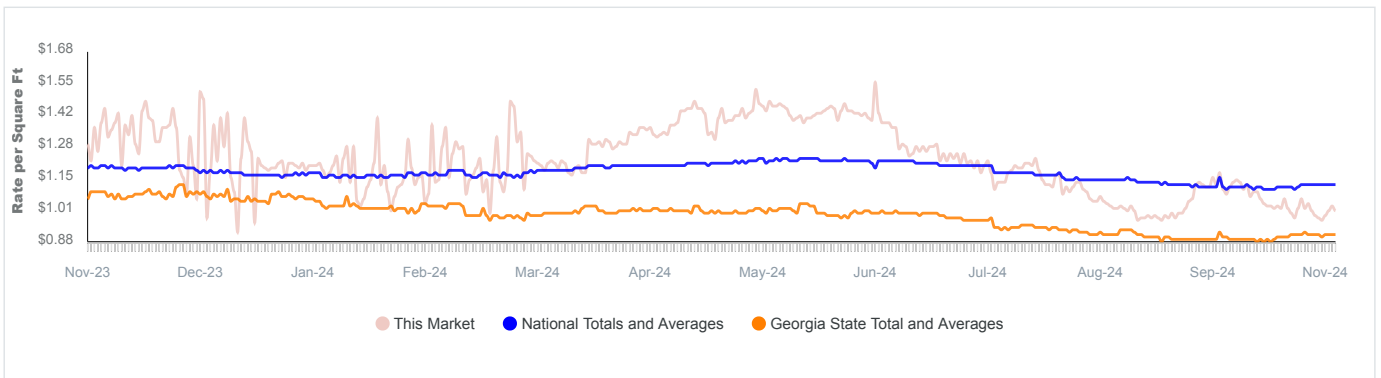
### 10x15 Reg (Last 1 Year)

  This Market  National Totals and Averages  Georgia State Total and Averages *has same value in the series.*



### 10x15 CC (Last 1 Year)

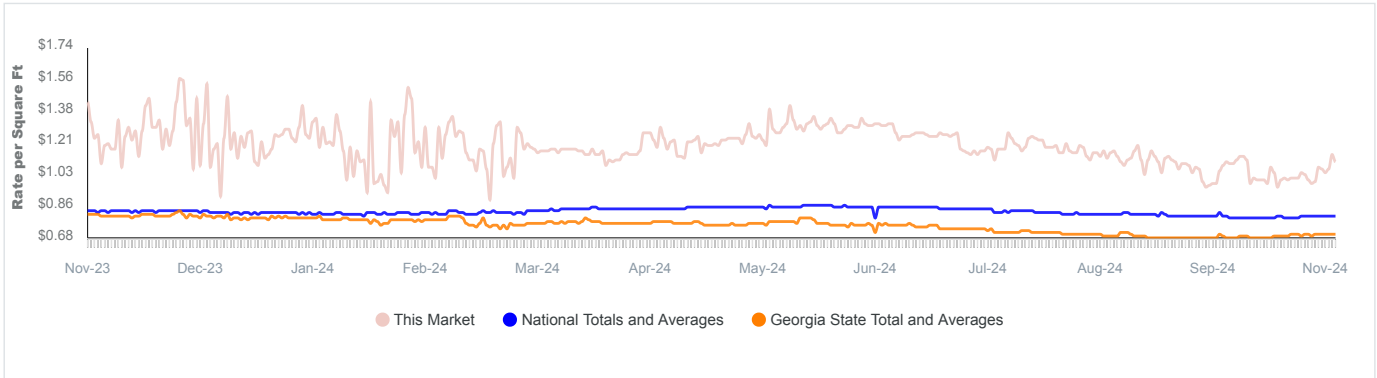
  This Market  National Totals and Averages  Georgia State Total and Averages *has same value in the series.*



## Rate per Square Foot History Graph Continued

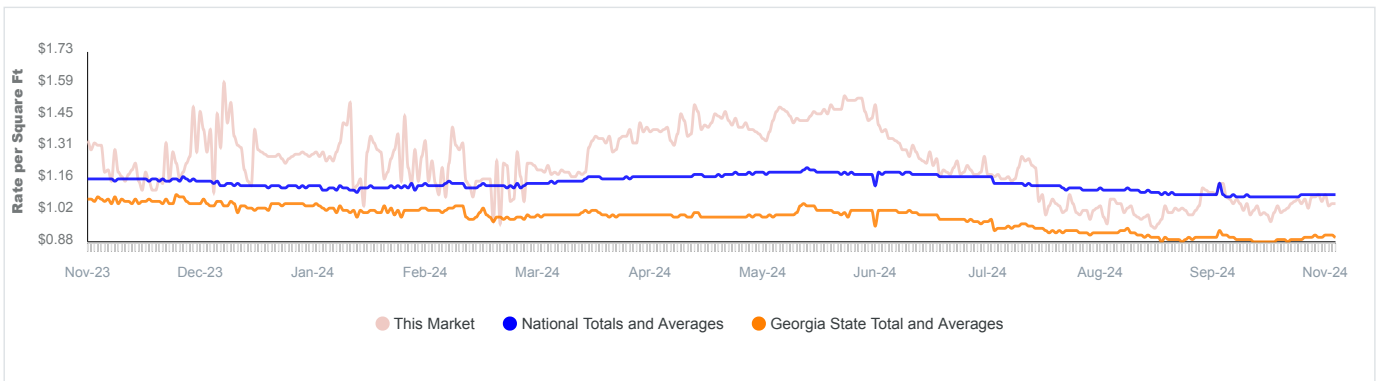
### 10x20 Reg (Last 1 Year)

  National Totals and Averages  Georgia State Total and Averages *has same value in the series.*



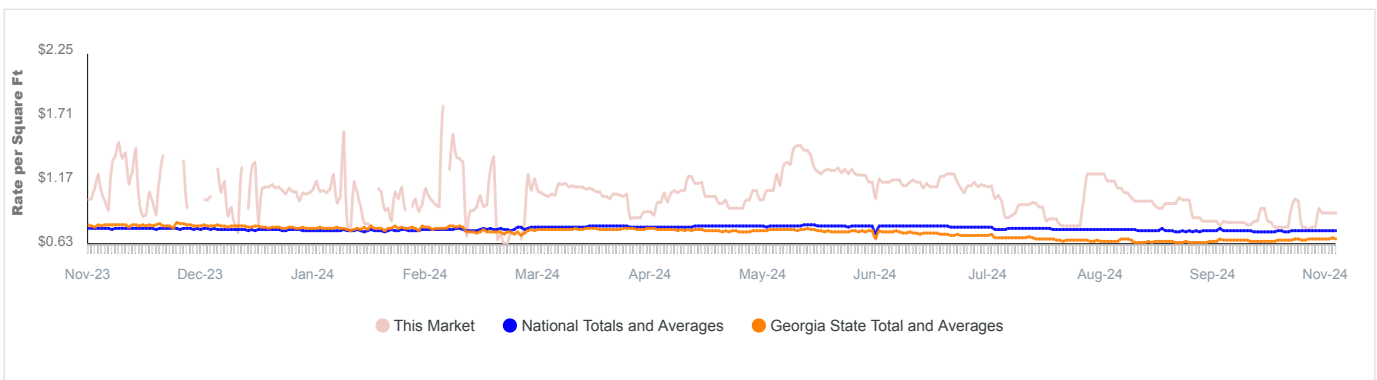
### 10x20 CC (Last 1 Year)

  This Market  National Totals and Averages  Georgia State Total and Averages *has same value in the series.*



### 10x30 Reg (Last 1 Year)

  This Market  National Totals and Averages  Georgia State Total and Averages *has same value in the series.*



## Average Unit Type Rates

Comparison of each of the most common unit types and the average Advertised Online rate for each.

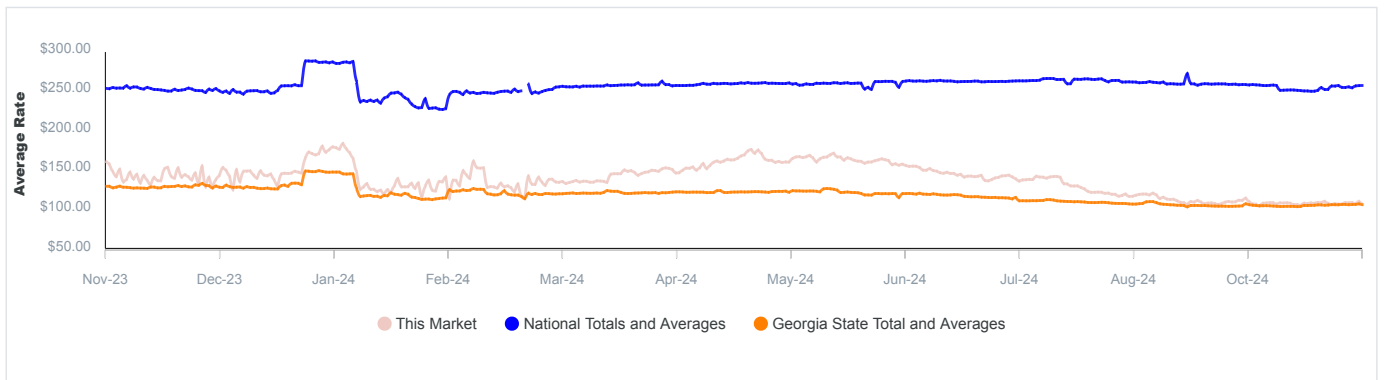
ALL UNITS WITHOUT PARKING	ALL UNITS WITH PARKING	ALL PARKING	ALL REG	ALL CC	5X5 REG	5X5 CC	5X10 REG	5X10 CC	10X10 REG	10X10 CC	10X15 REG	10X15 CC	10X20 REG	10X20 CC	10X30 REG	10X30 CC	CAR PARKING	RV PARKING
\$103.28	\$103.16	\$56.00	\$116.68	\$99.65	\$52.10	\$31.97	\$64.33	\$57.65	\$121.55	\$104.46	\$152.32	\$151.33	\$220.60	\$207.77	\$266.00	\$302.65	N/A	\$56.00
\$122.21	\$123.78	\$146.55	\$116.46	\$129.29	\$46.44	\$50.29	\$64.18	\$77.32	\$100.90	\$125.28	\$131.17	\$167.40	\$160.04	\$217.23	\$222.79	\$319.21	\$131.83	\$147.43
\$105.18	\$105.24	\$106.90	\$98.54	\$111.21	\$36.21	\$39.17	\$50.90	\$60.82	\$80.80	\$100.05	\$108.95	\$135.94	\$139.71	\$180.45	\$201.81	\$275.70	\$109.71	\$106.77

● This Market ● National Totals and Averages ● Georgia State Total and Averages

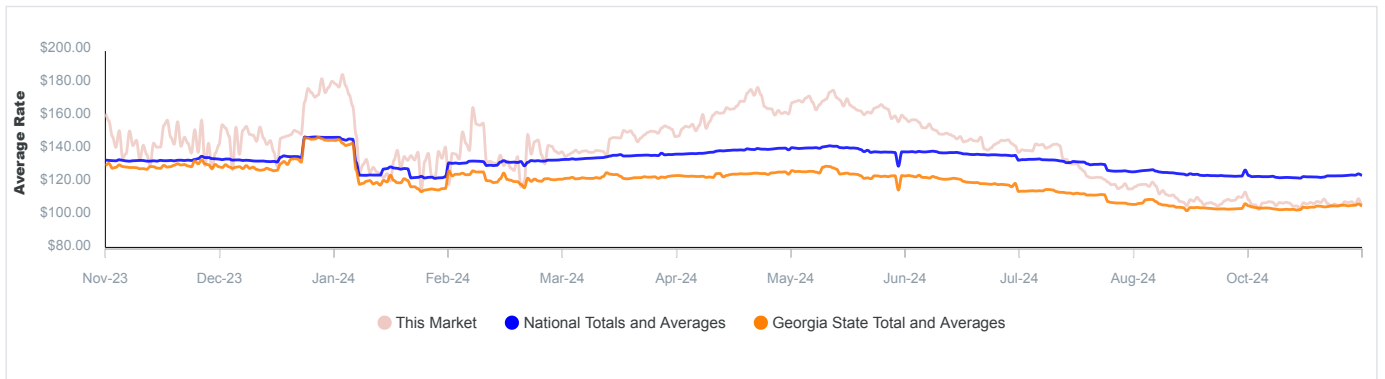
## Average Rates History

Historical graphs showing the average rate over the past 12 months for each of the most common unit types.

All Units Without Parking (Last 1 Year)



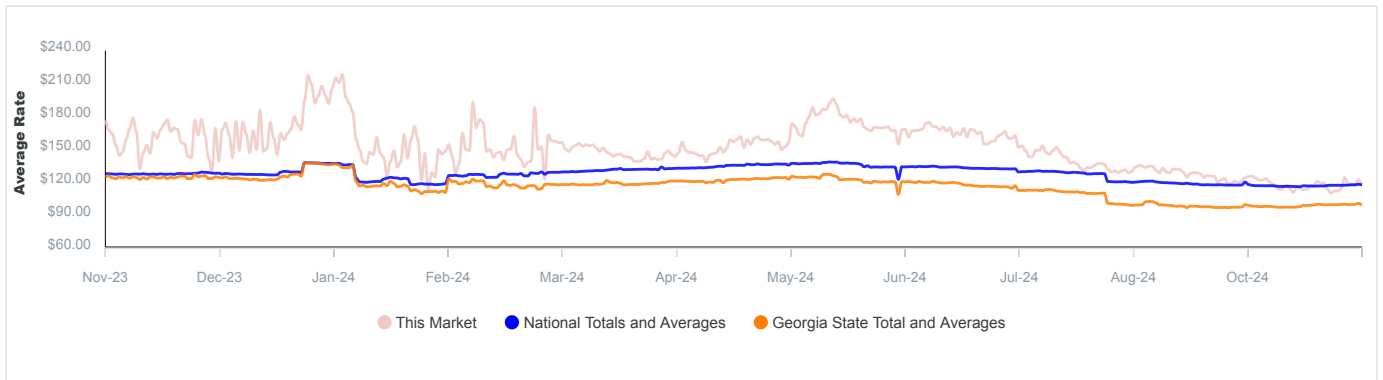
All Units With Parking (Last 1 Year)



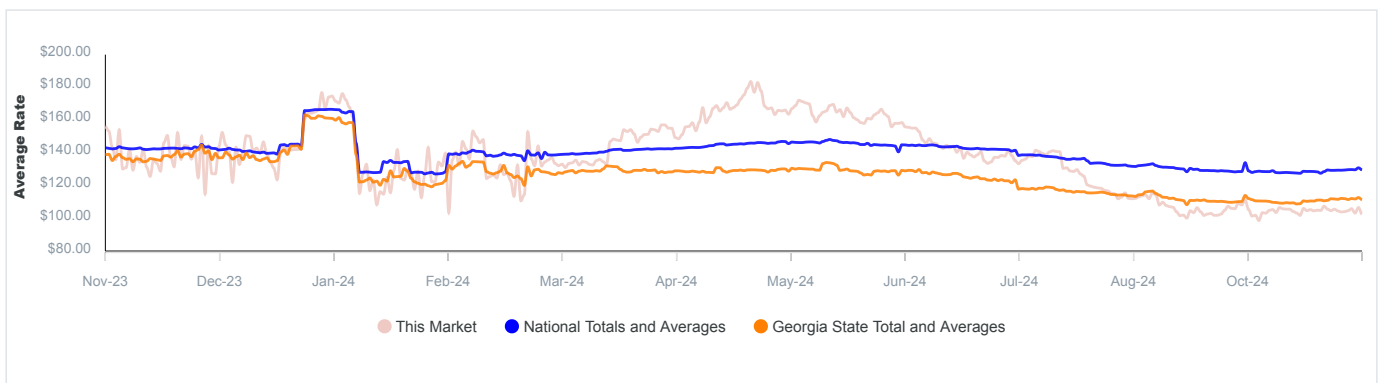


### Average Rates History Continued

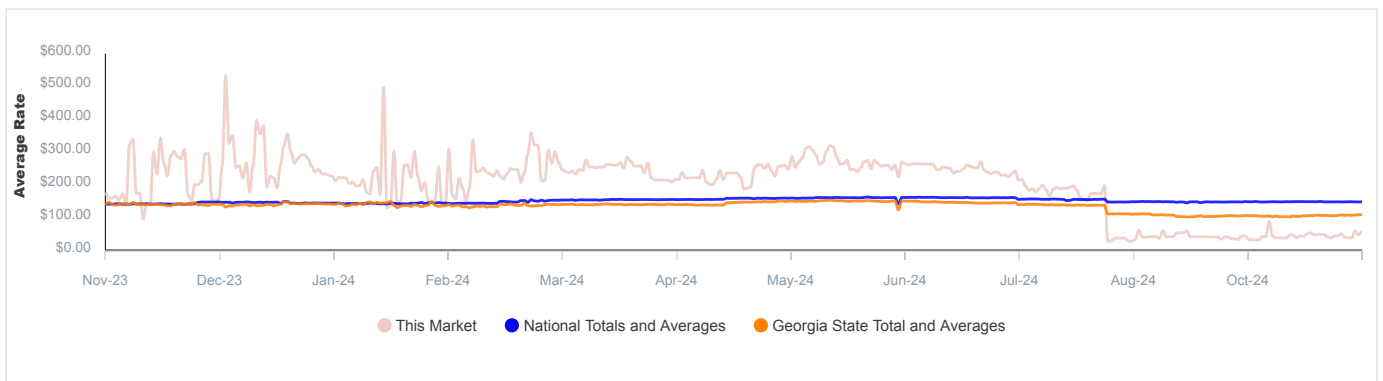
#### All Reg (Last 1 Year)



#### All CC (Last 1 Year)

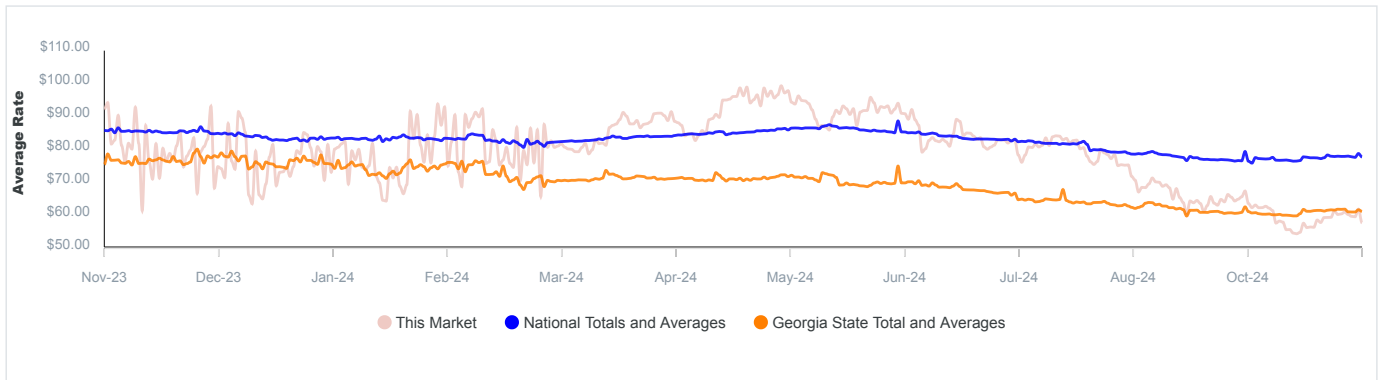


#### All Parking (Last 1 Year)

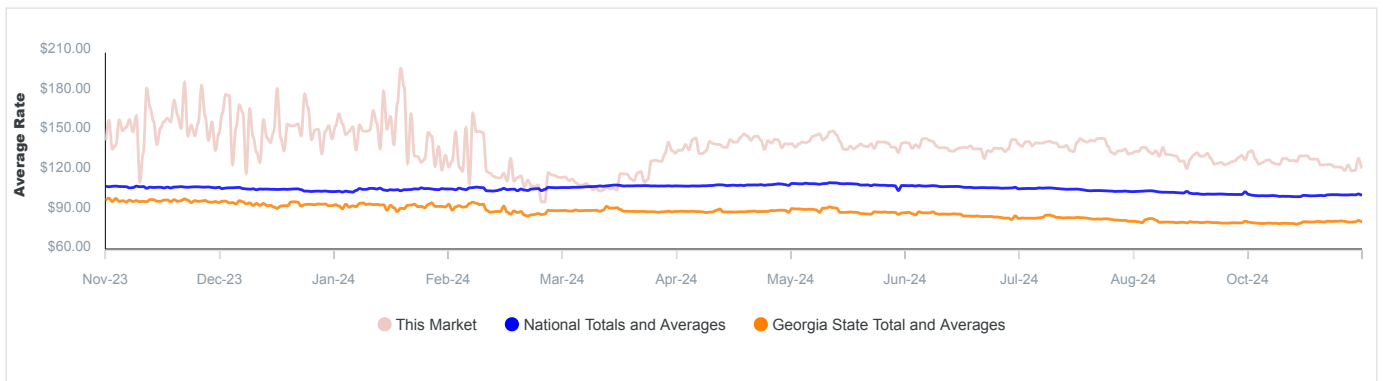


### Average Rates History Continued

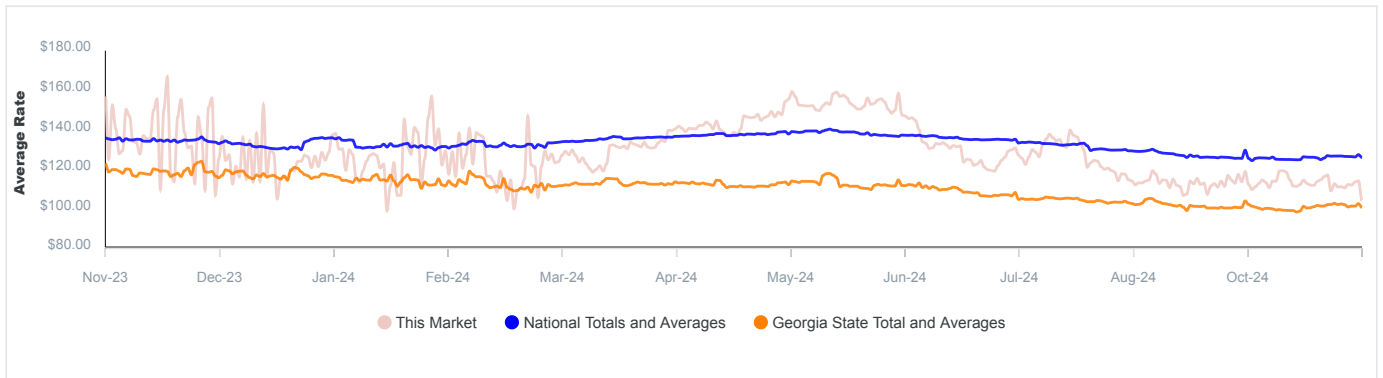
#### 5x10 CC (Last 1 Year)



#### 10x10 Reg (Last 1 Year)

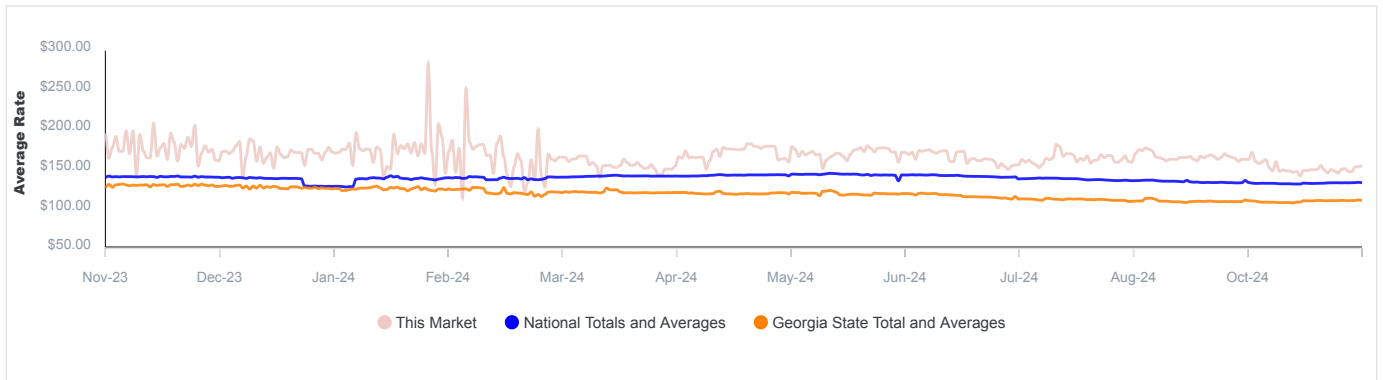


#### 10x10 CC (Last 1 Year)

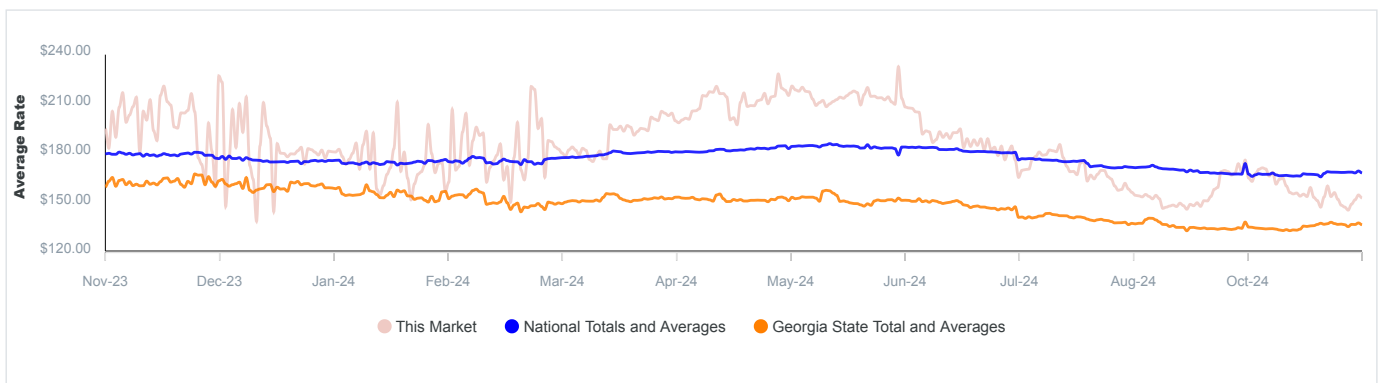


### Average Rates History Continued

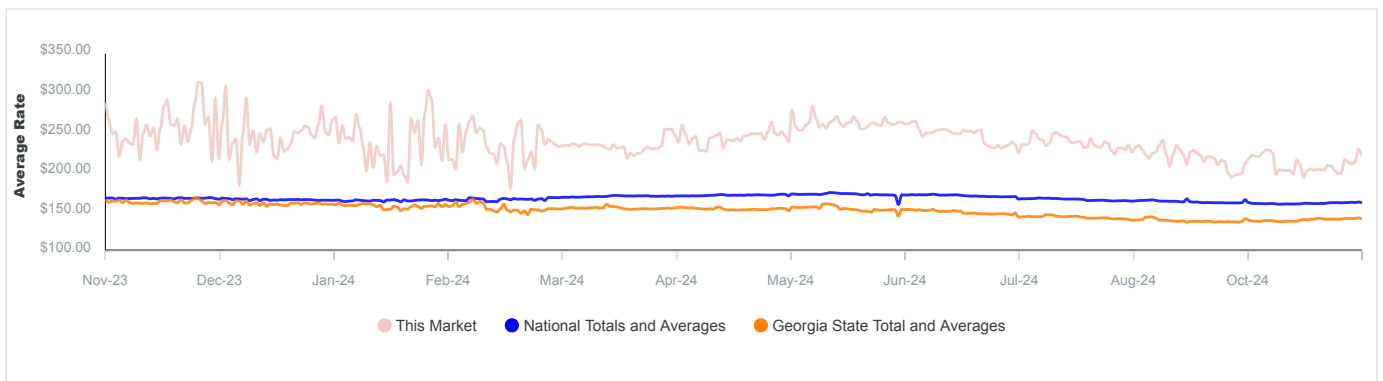
#### 10x15 Reg (Last 1 Year)



#### 10x15 CC (Last 1 Year)

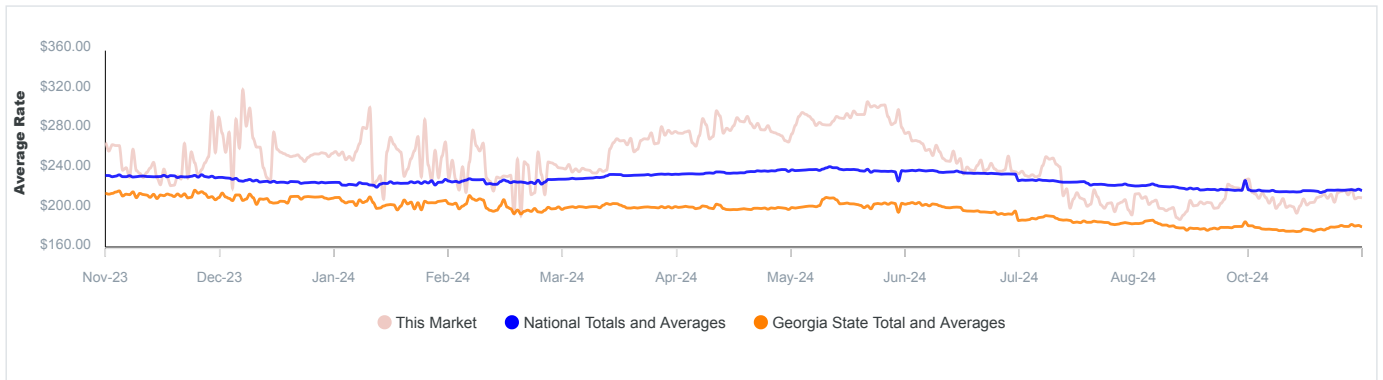


#### 10x20 Reg (Last 1 Year)

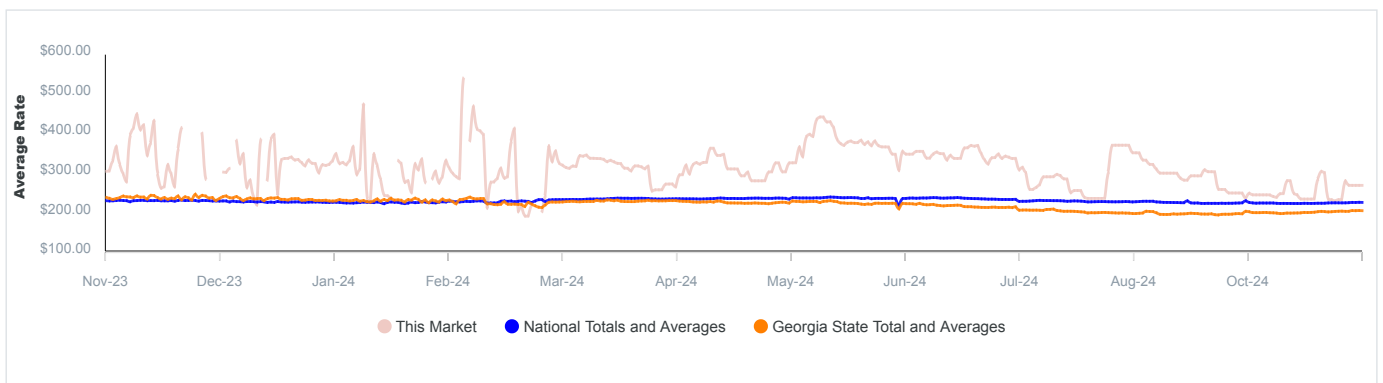


## Average Rates History Continued

### 10x20 CC (Last 1 Year)

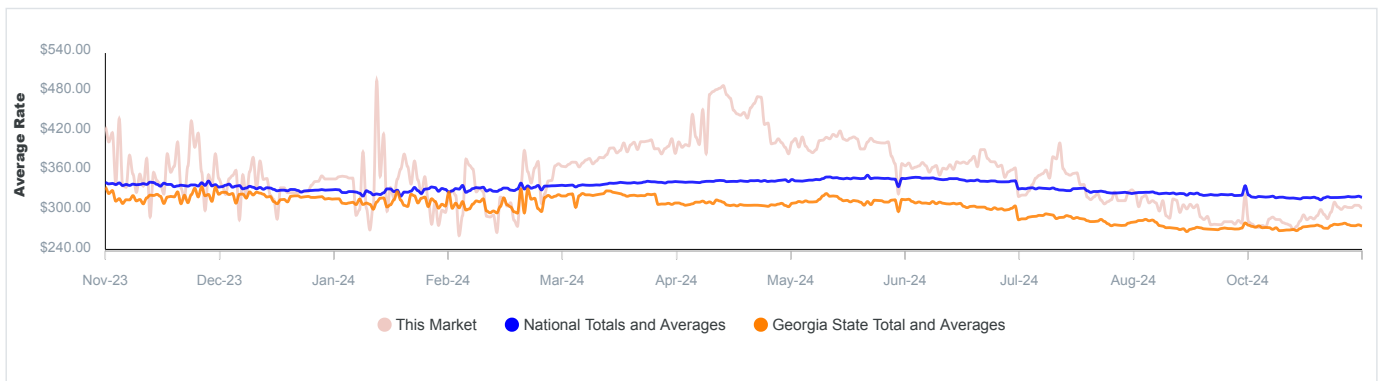


### 10x30 Reg (Last 1 Year)



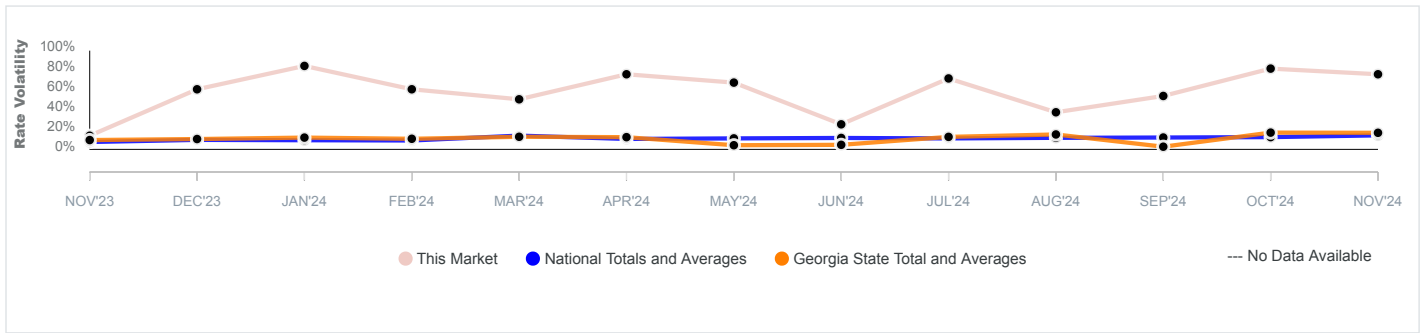
### 10x30 CC (Last 1 Year)

 *This Market Georgia State Total and Averages has same value in the series.*

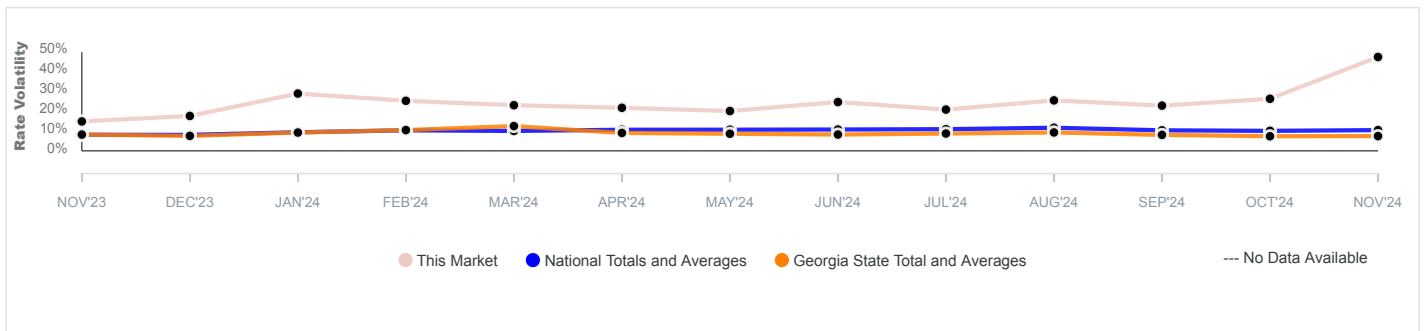


## Rate Volatility History Continued

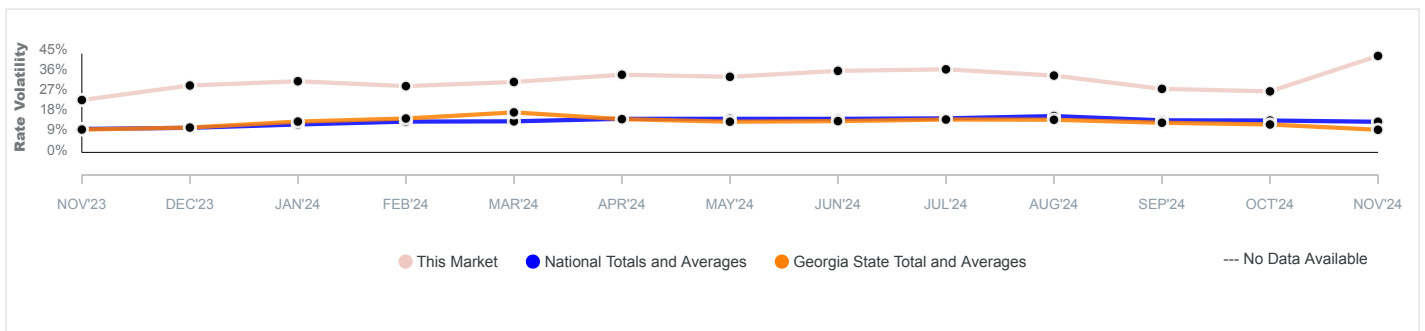
### All Parking (Last 1 Year)



### 5x5 Reg (Last 1 Year)

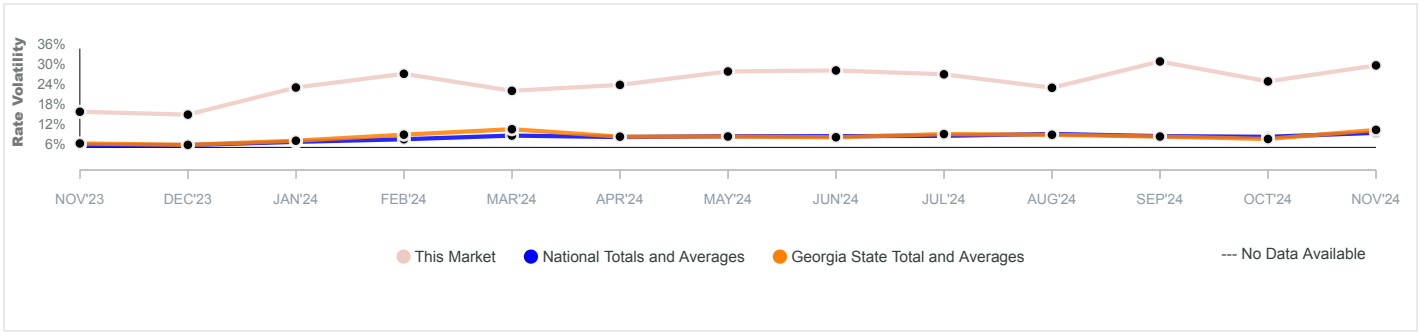


### 5x5 CC (Last 1 Year)

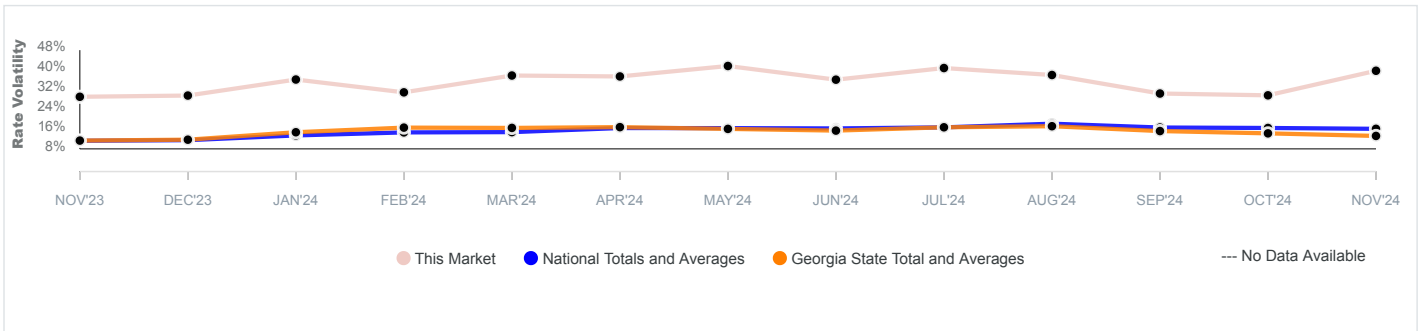


## Rate Volatility History Continued

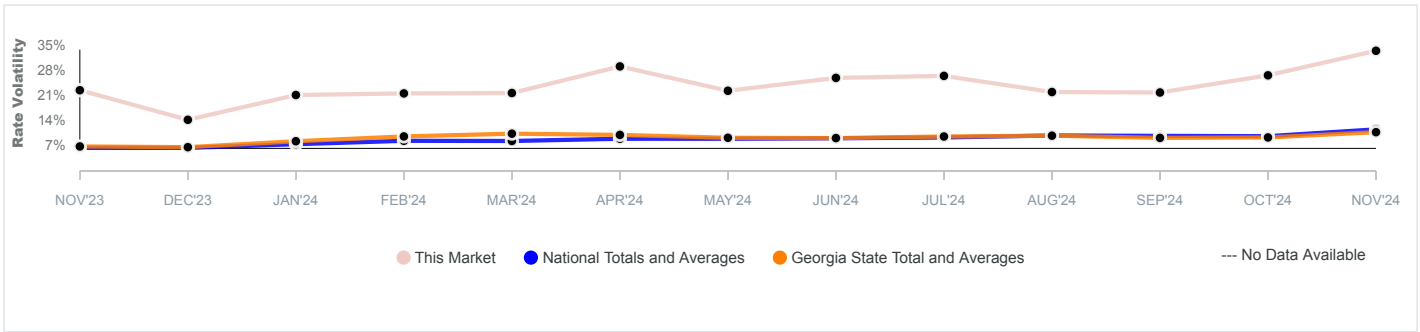
### 5x10 Reg (Last 1 Year)



### 5x10 CC (Last 1 Year)

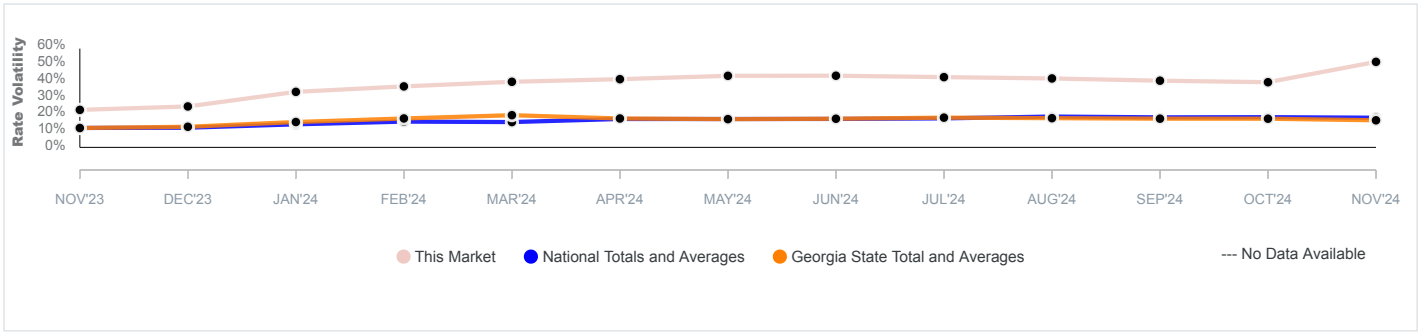


### 10x10 Reg (Last 1 Year)

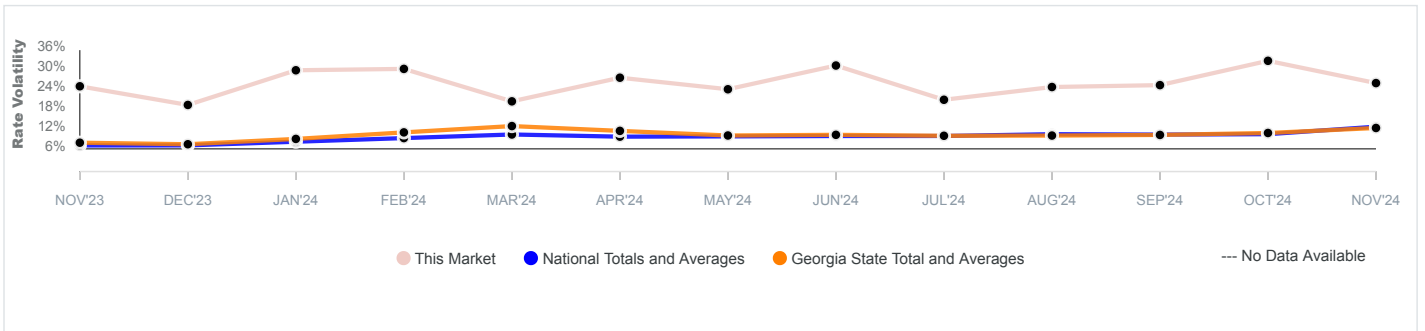


## Rate Volatility History Continued

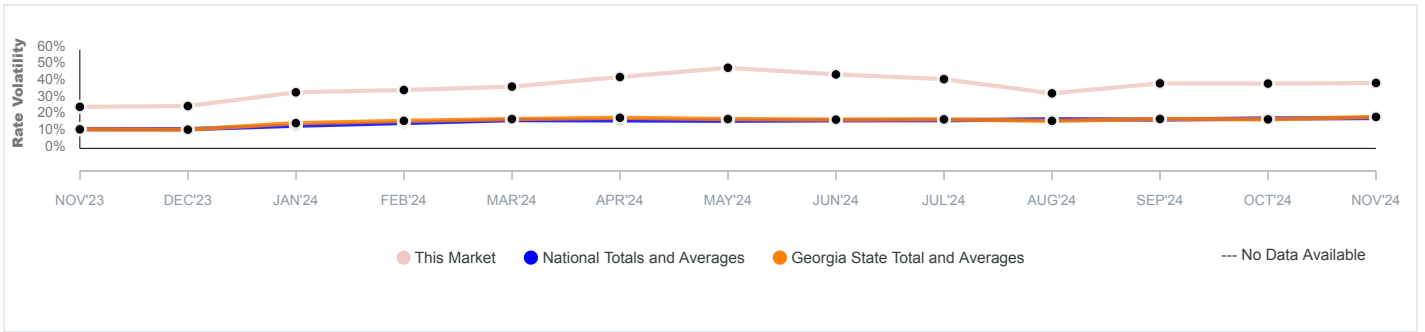
### 10x10 CC (Last 1 Year)



### 10x15 Reg (Last 1 Year)



### 10x15 CC (Last 1 Year)



## Current Inventory Availability by Unit Type

Current number of Stores in the market offering each of the most common unit types.

**On Market:** From the total number of stores in this market, the number of stores that are currently advertising that specific unit type.

**Off Market:** From the total number of stores in this market, the number of stores that are currently not advertising that specific unit type.

**All REG:** From the total number of stores in this market, the number of stores that are currently advertising (On Market) or not advertising (Off Market) Non-CC unit types.

**All CC:** From the total number of stores in this market, the number of stores that are currently advertising (On Market) or not advertising (Off Market) CC unit types.

UNIT TYPES	THIS MARKET		NATIONAL TOTALS AND AVERAGES		GEORGIA STATE TOTAL AND AVERAGES	
	ONMARKET	OFFMARKET	ONMARKET	OFFMARKET	ONMARKET	OFFMARKET
ALL UNITS WITHOUT PARKING	37(100%)	0(0%)	41,400(94%)	2,645(6%)	1,637(96%)	73(4%)
ALL UNITS WITH PARKING	37(100%)	0(0%)	42,464(94%)	2,952(6%)	1,655(95%)	85(5%)
ALL REG	11(44%)	14(56%)	35,425(86%)	5,720(14%)	1,321(87%)	196(13%)
ALL CC	32(97%)	1(3%)	20,329(91%)	1,997(9%)	1,051(94%)	71(6%)
ALL PARKING	1(25%)	3(75%)	7,822(35%)	14,321(65%)	241(28%)	627(72%)
5X5 REG	8(50%)	8(50%)	12,275(78%)	3,468(22%)	494(78%)	136(22%)
5X5 CC	30(94%)	2(6%)	13,755(82%)	3,076(18%)	666(81%)	152(19%)
5X10 REG	9(50%)	9(50%)	25,906(82%)	5,713(18%)	986(83%)	208(17%)
5X10 CC	31(94%)	2(6%)	17,206(84%)	3,197(16%)	866(85%)	148(15%)
10X10 REG	9(47%)	10(53%)	29,386(84%)	5,491(16%)	1,166(87%)	174(13%)
10X10 CC	31(97%)	1(3%)	17,580(84%)	3,437(16%)	924(87%)	143(13%)
10X15 REG	9(53%)	8(47%)	23,975(80%)	5,873(20%)	954(82%)	212(18%)
10X15 CC	25(78%)	7(22%)	14,902(79%)	4,075(21%)	836(82%)	187(18%)
10X20 REG	7(33%)	14(67%)	27,653(81%)	6,401(19%)	1,025(82%)	231(18%)
10X20 CC	22(69%)	10(31%)	12,519(73%)	4,575(27%)	740(79%)	192(21%)
10X30 REG	3(30%)	7(70%)	14,767(70%)	6,414(30%)	559(69%)	248(31%)
10X30 CC	10(48%)	11(52%)	4,242(57%)	3,155(43%)	320(63%)	187(37%)
CAR PARKING	0(0%)	1(100%)	817(21%)	3,137(79%)	20(16%)	104(84%)
RV PARKING	1(25%)	3(75%)	7,431(71%)	2,986(29%)	235(65%)	124(35%)

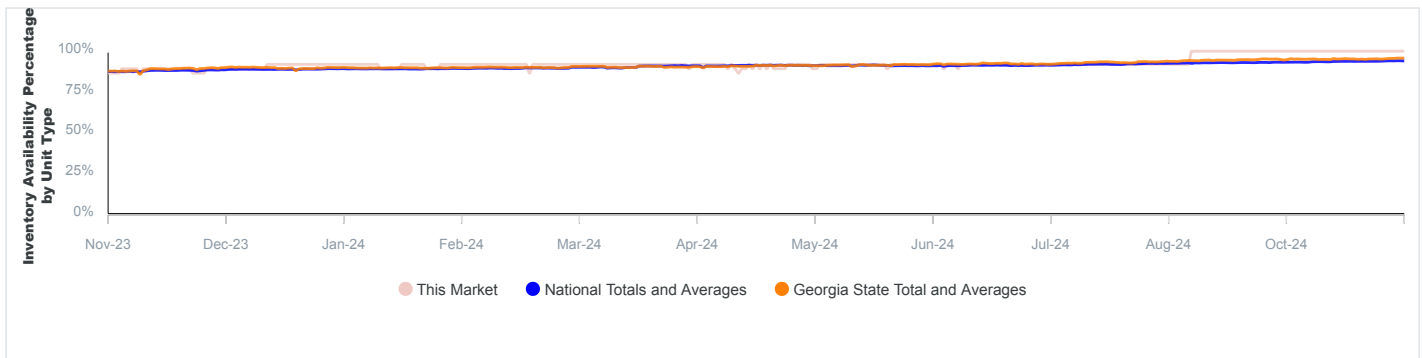
● This Market ● National Totals and Averages ● Georgia State Total and Averages

## Inventory Availability by Unit Type History

Graphs showing the number of Stores in this market which have offered each of the most common unit types over the past 12 months.

### All Units Without Parking (Last 1 Year)

⚠️ ● National Totals and Averages ● Georgia State Total and Averages has same value in the series.

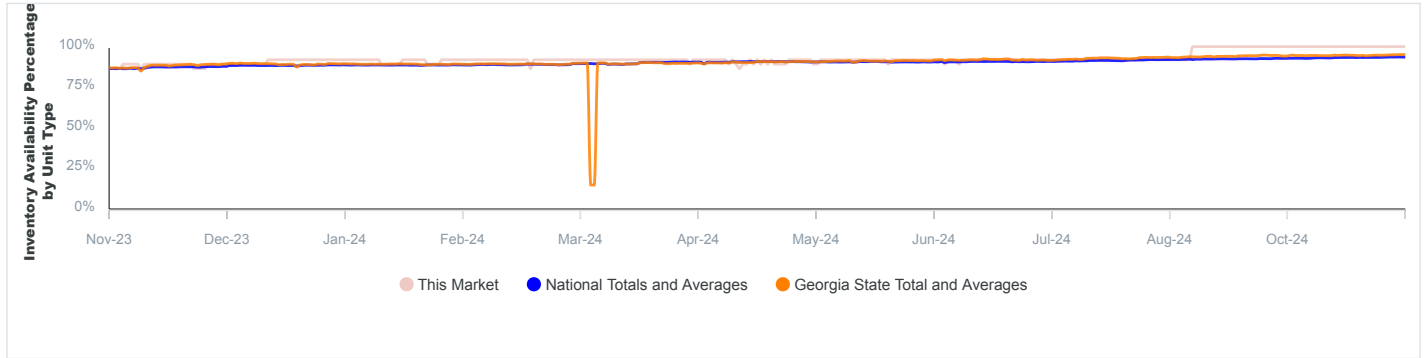




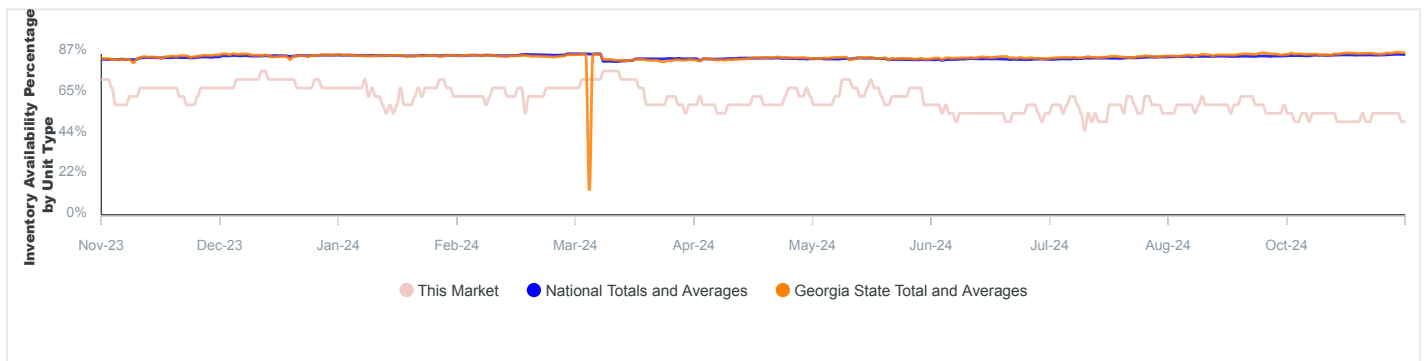
## Inventory Availability by Unit Type History Continued

### All Units With Parking (Last 1 Year)

**⚠️** ● National Totals and Averages ● Georgia State Total and Averages *has same value in the series.*

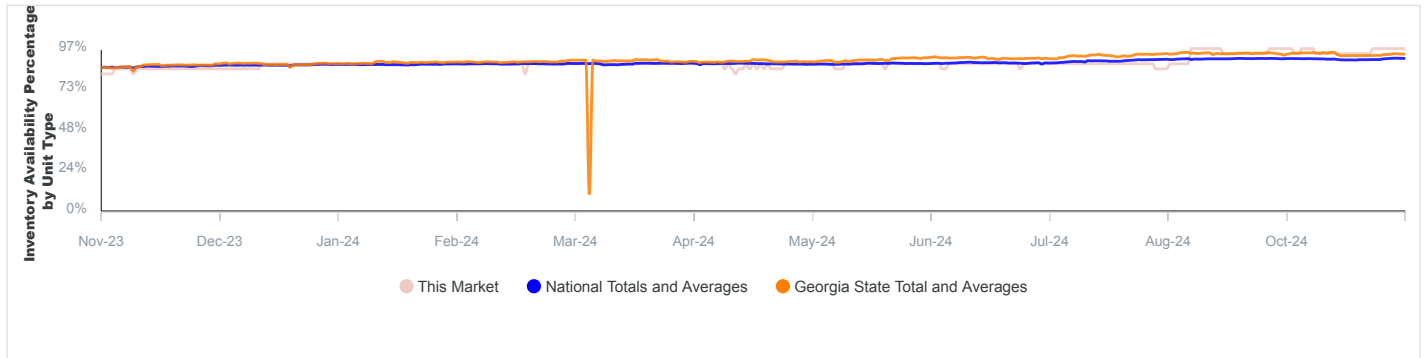


### All Reg (Last 1 Year)



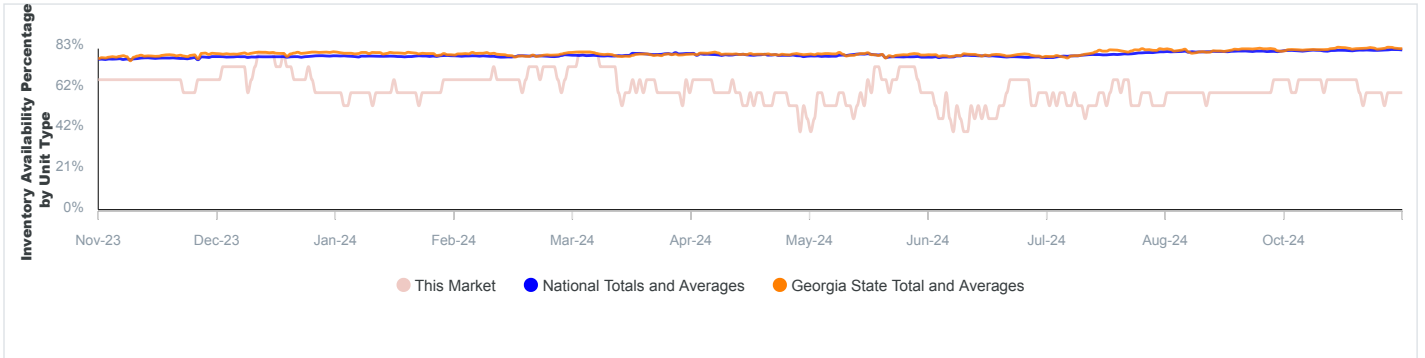
### All CC (Last 1 Year)

**⚠️** ● This Market ● National Totals and Averages ● Georgia State Total and Averages *has same value in the series.*

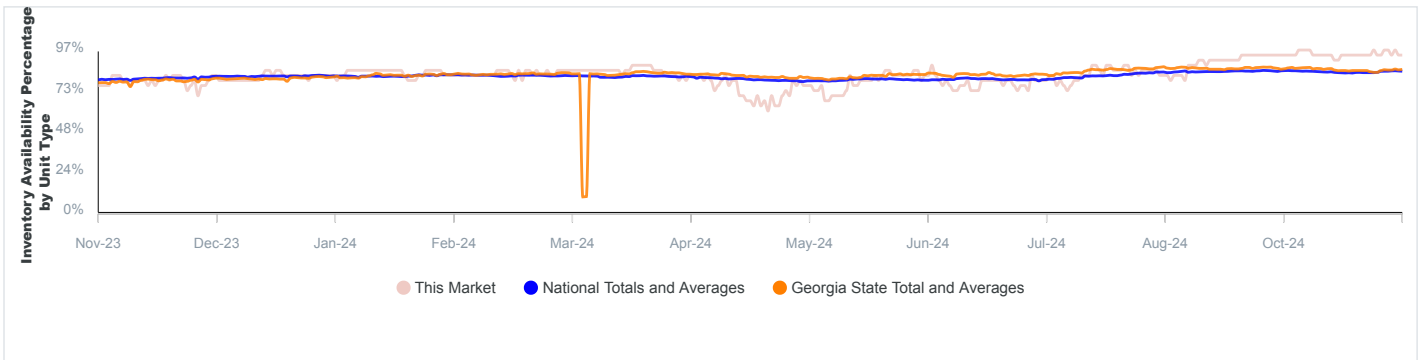


# Inventory Availability by Unit Type History Continued

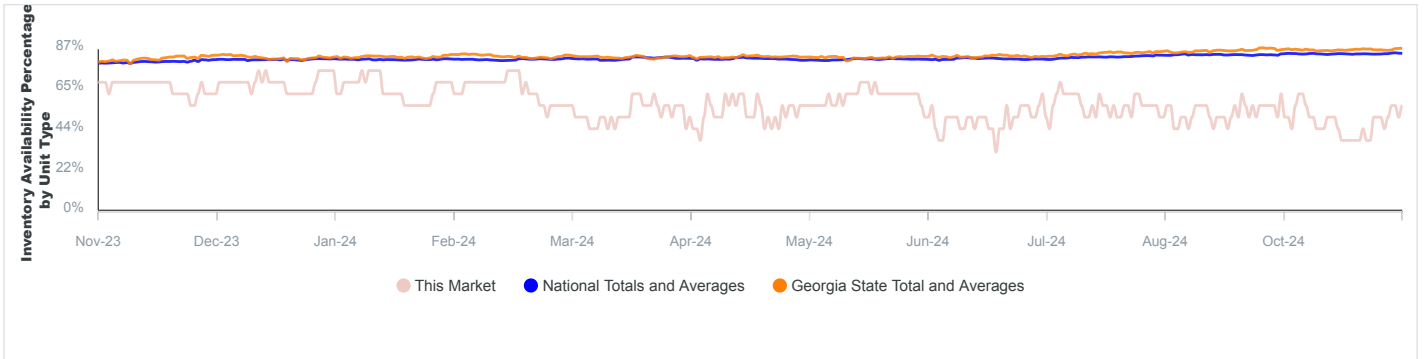
## 5x10 Reg (Last 1 Year)



## 5x10 CC (Last 1 Year)

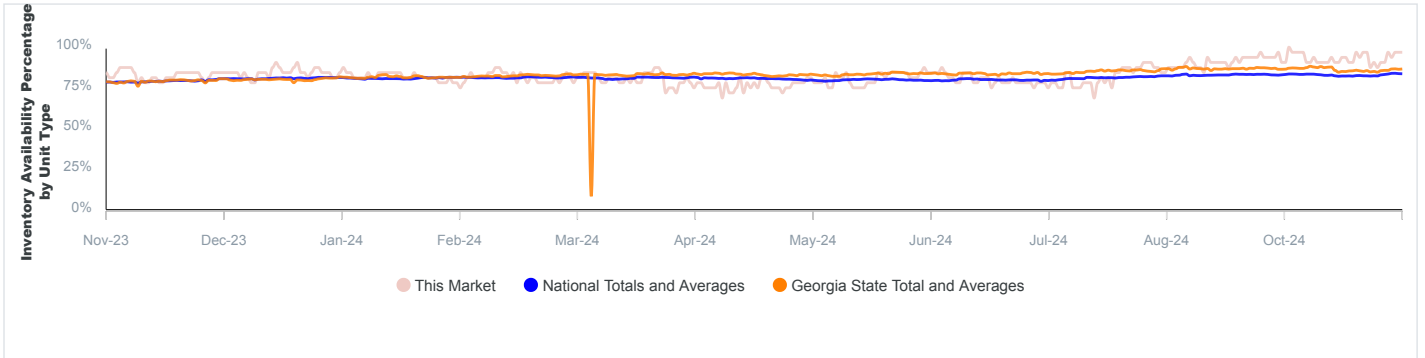


## 10x10 Reg (Last 1 Year)

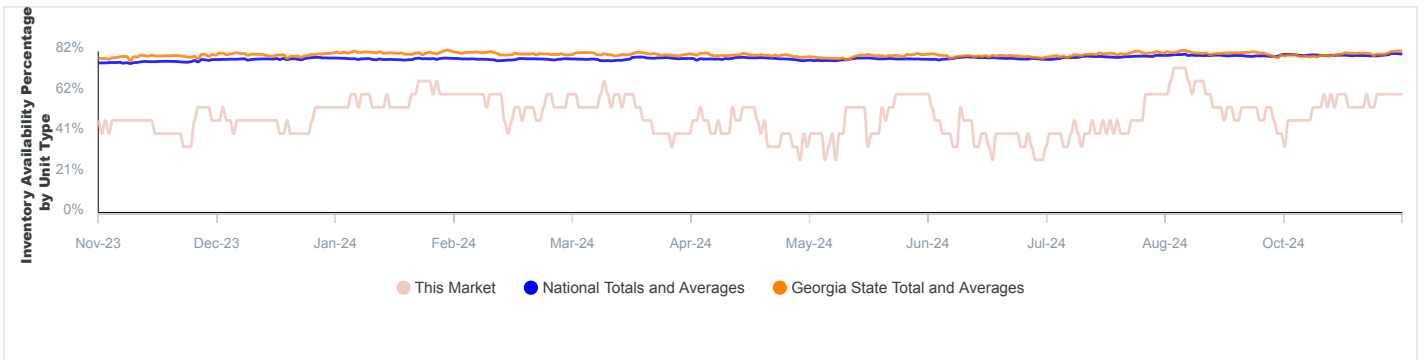


## Inventory Availability by Unit Type History Continued

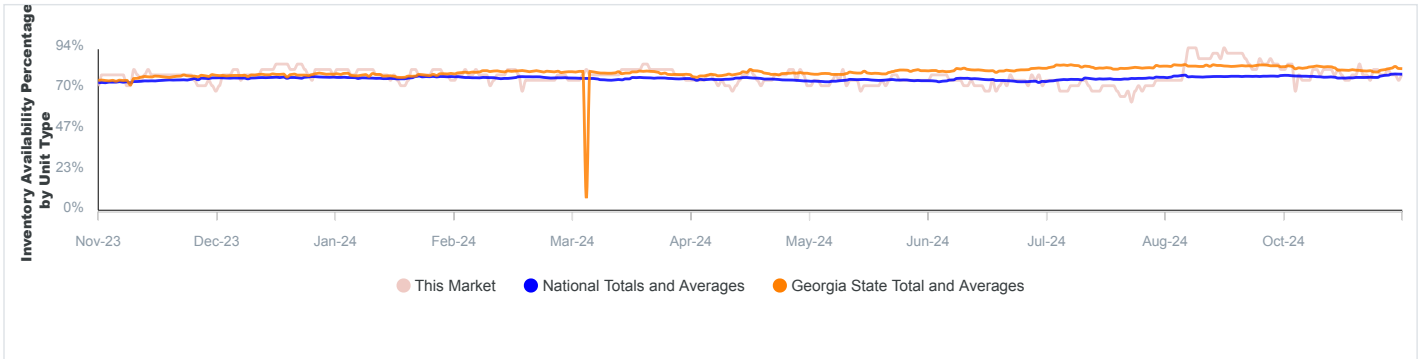
### 10x10 CC (Last 1 Year)



### 10x15 Reg (Last 1 Year)



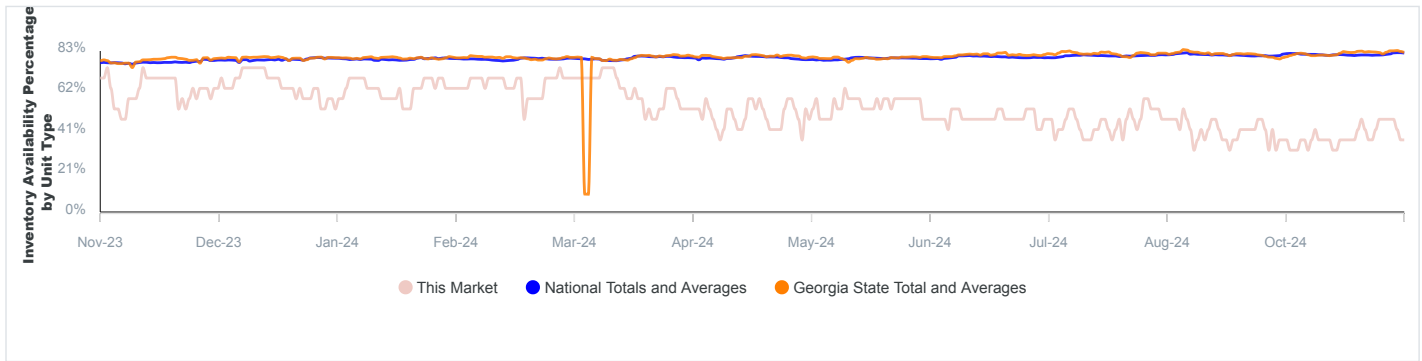
### 10x15 CC (Last 1 Year)



## Inventory Availability by Unit Type History Continued

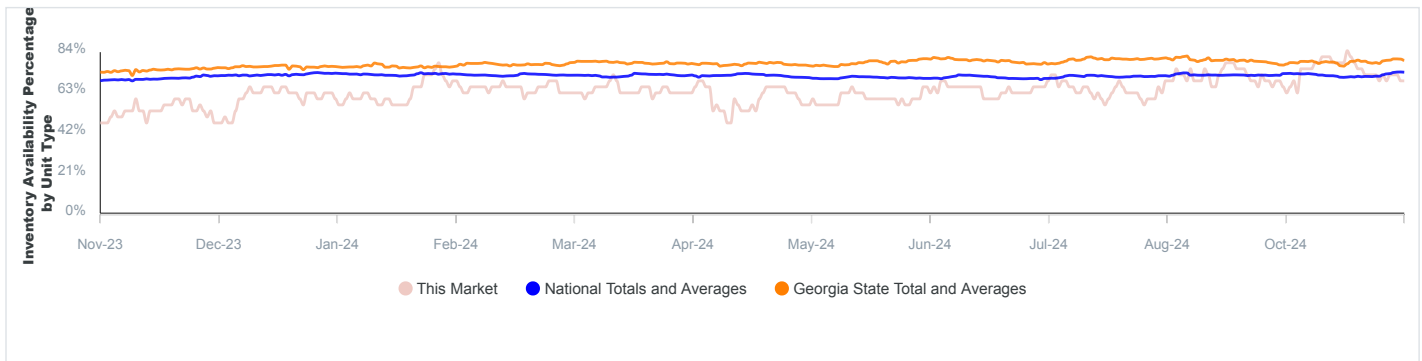
### 10x20 Reg (Last 1 Year)

⚠️ ● National Totals and Averages ● Georgia State Total and Averages *has same value in the series.*

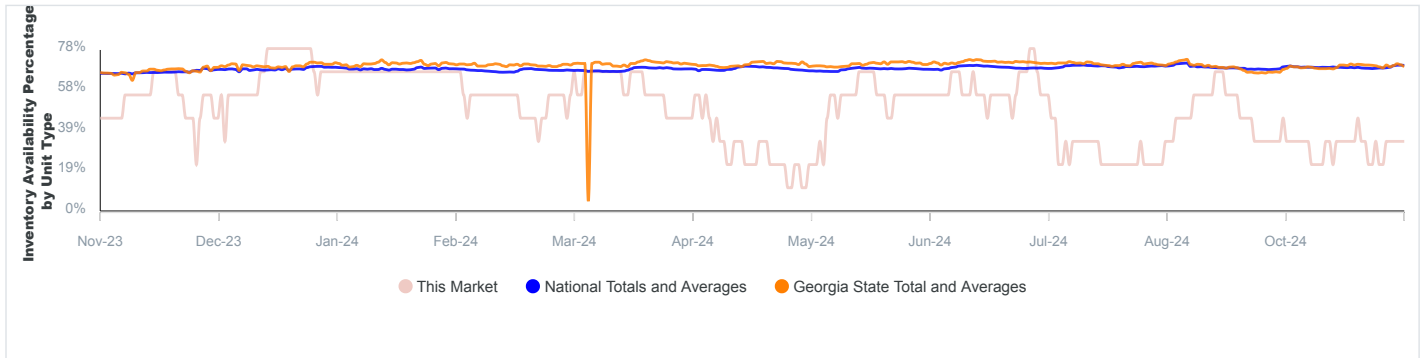


### 10x20 CC (Last 1 Year)

⚠️ ● This Market ● National Totals and Averages *has same value in the series.*



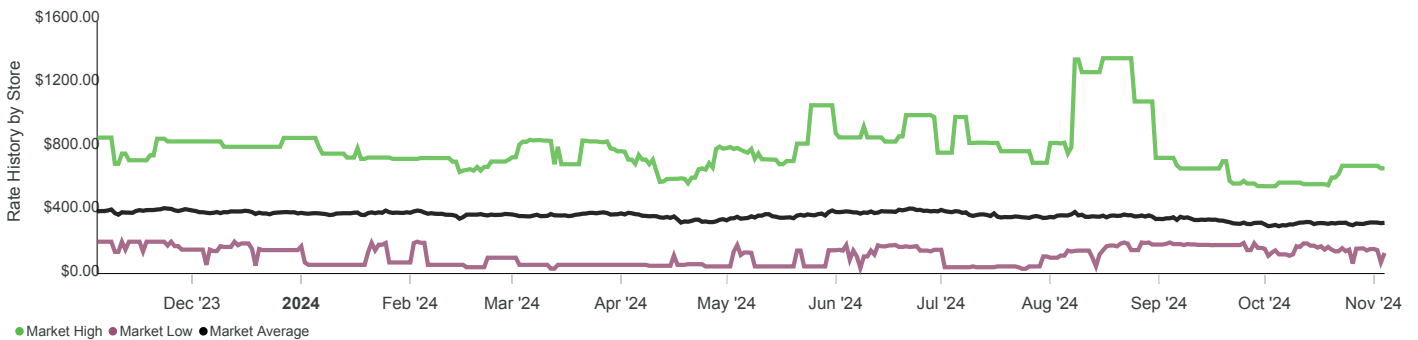
### 10x30 Reg (Last 1 Year)



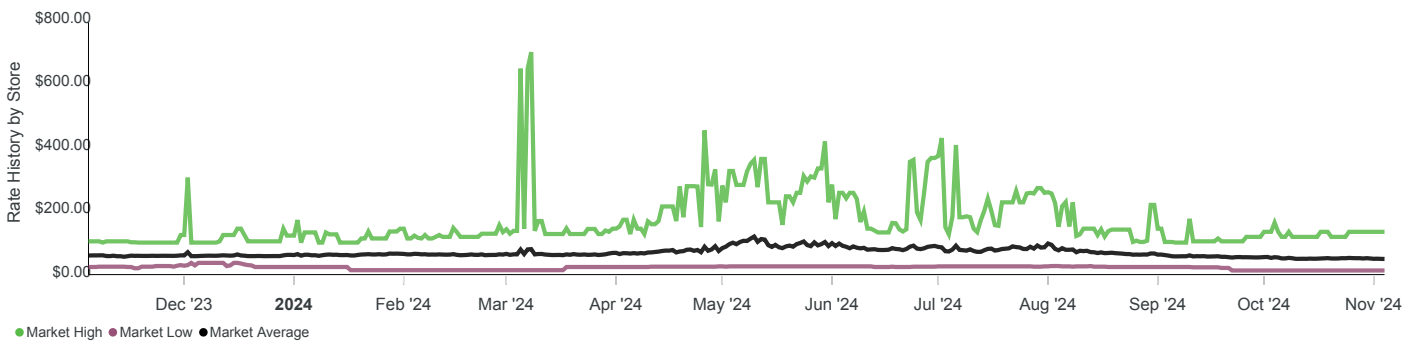
## Rate History by Store

Historical graphs showing the Premium and Value rates of three stores in the market and the Market High, Market Average and Market Low rates over the past 3 years for each of the most common unit types.

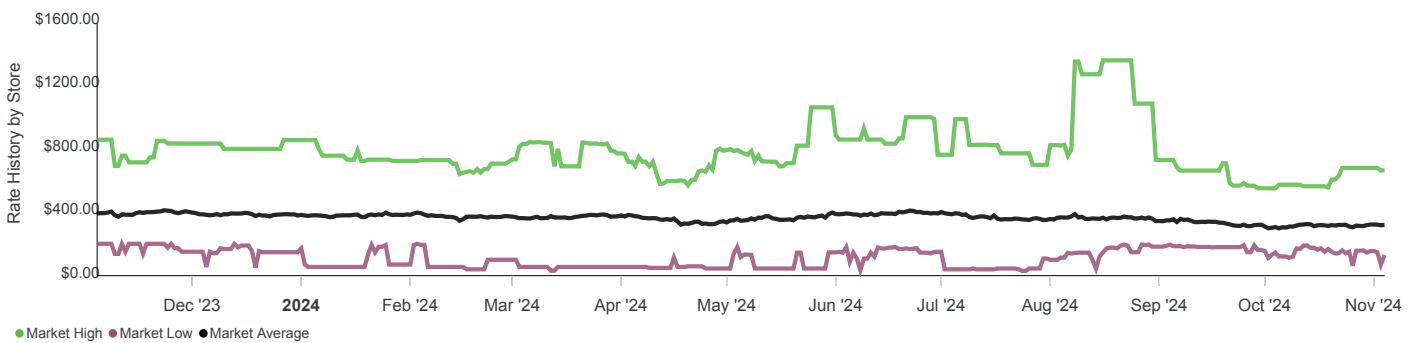
### All Units Without Parking (Last 1 Year, Premium, Any Floor)



### All Units Without Parking (Last 1 Year, Value, Any Floor)

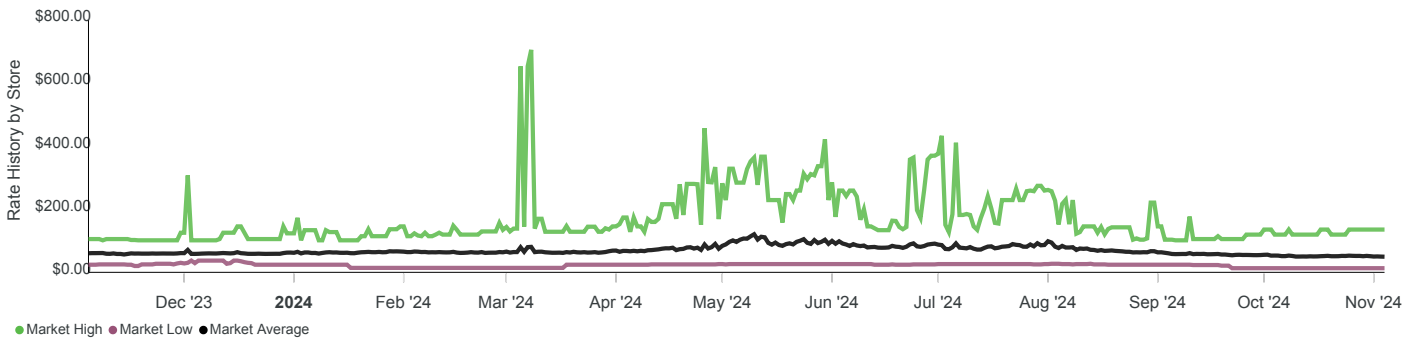


### All Units With Parking (Last 1 Year, Premium, Any Floor)

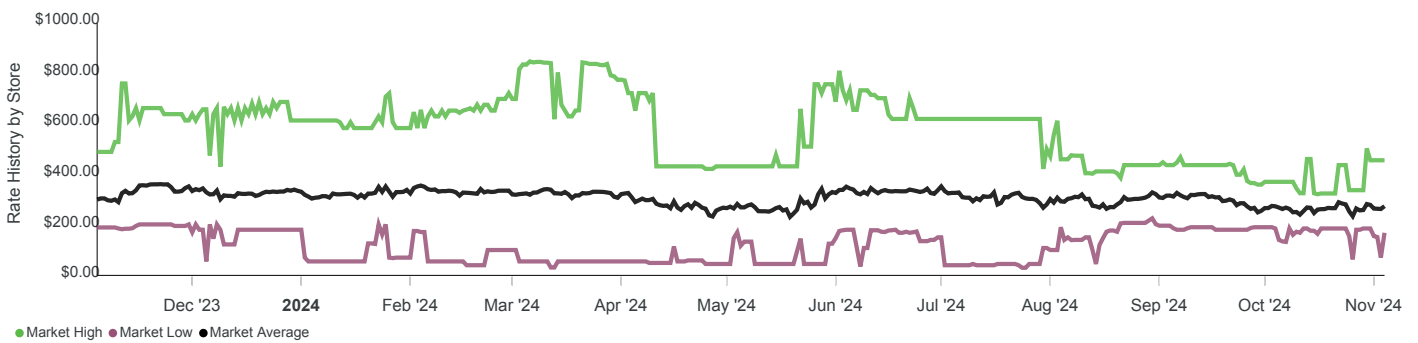


**Rate History by Store** Continued

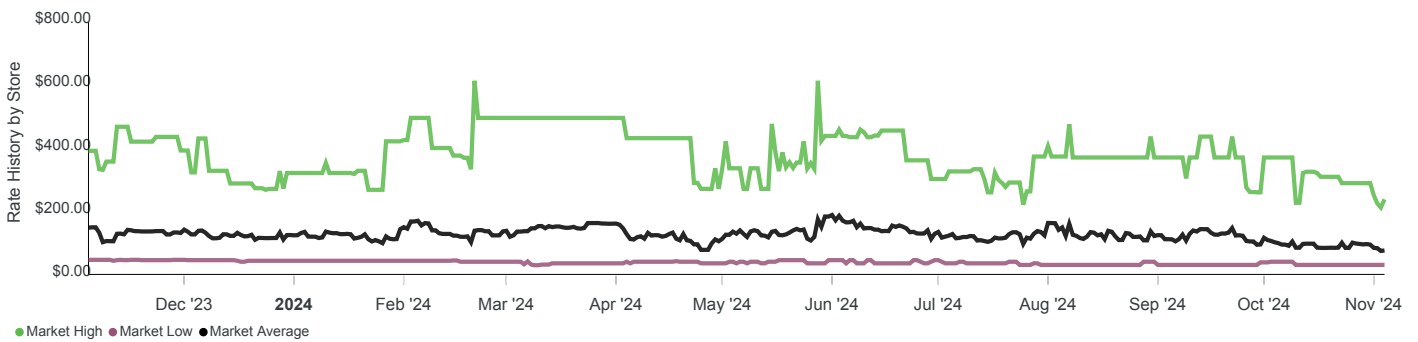
**All Units With Parking (Last 1 Year, Value, Any Floor)**



**All Reg (Last 1 Year, Premium, Any Floor)**

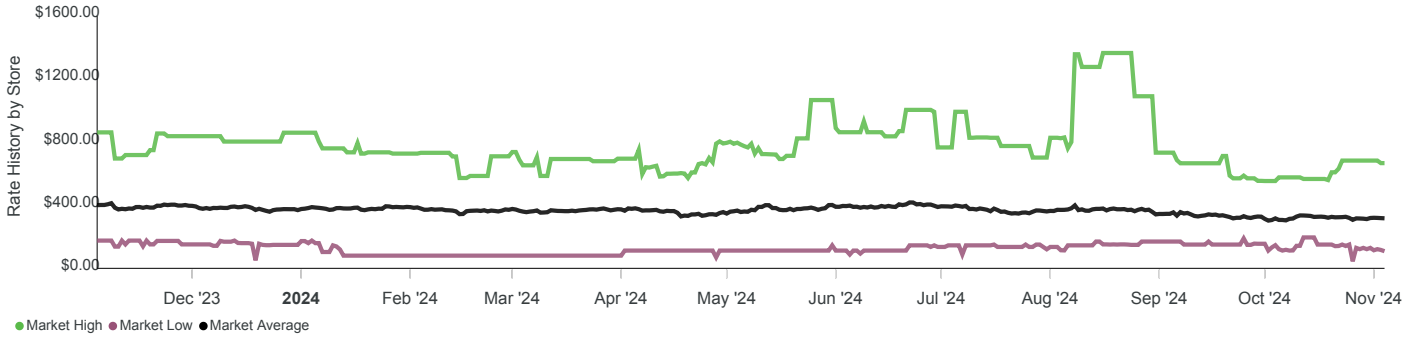


**All Reg (Last 1 Year, Value, Any Floor)**

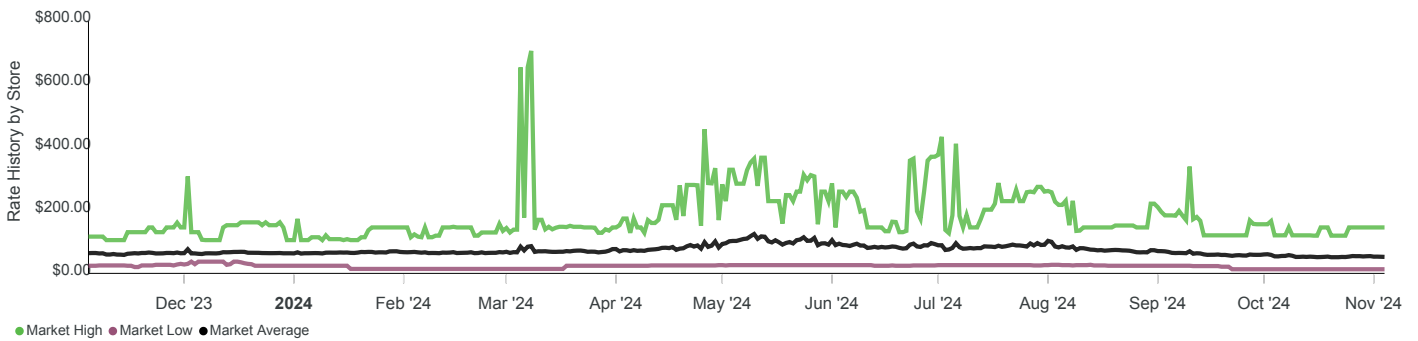


### Rate History by Store Continued

#### All CC (Last 1 Year, Premium, Any Floor)

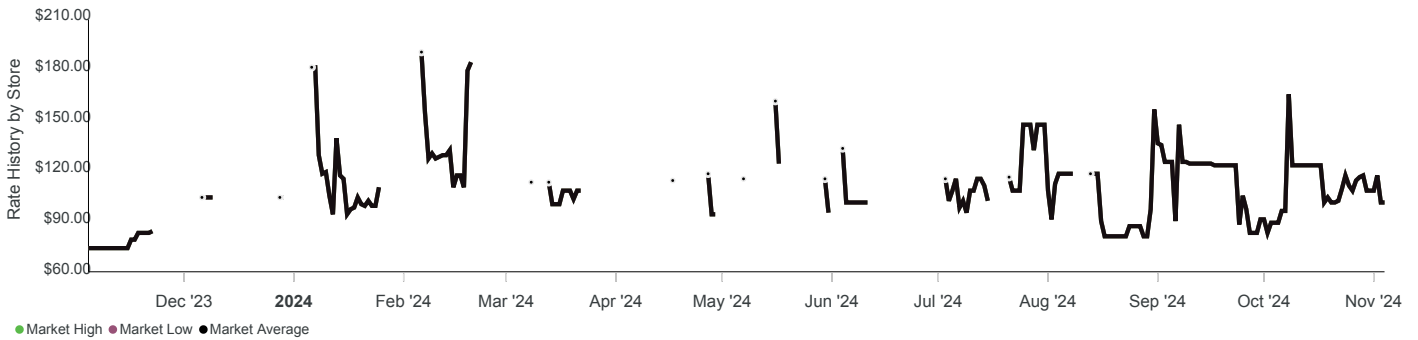


#### All CC (Last 1 Year, Value, Any Floor)



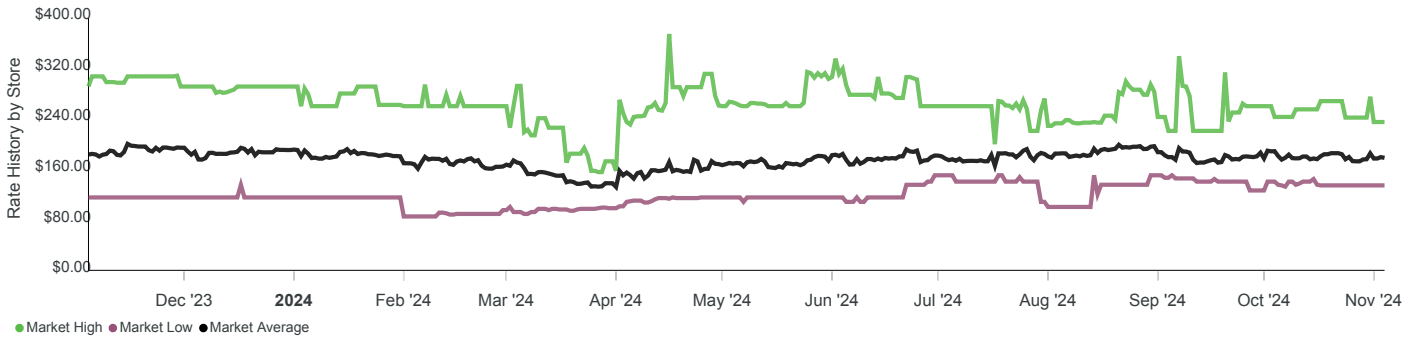
#### All Parking (Last 1 Year, Premium, Any Floor)

⚠️ Market High Market Low Market Average has same value in the series.

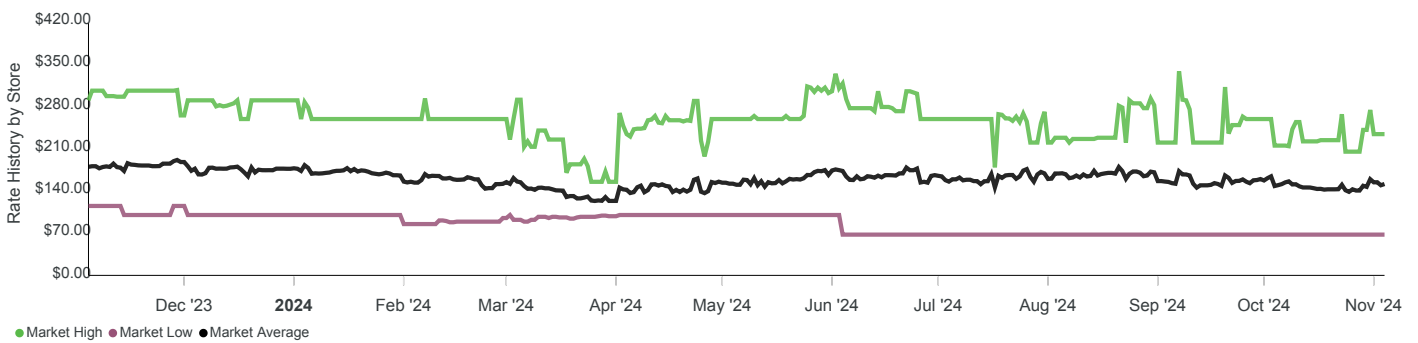


**Rate History by Store** Continued

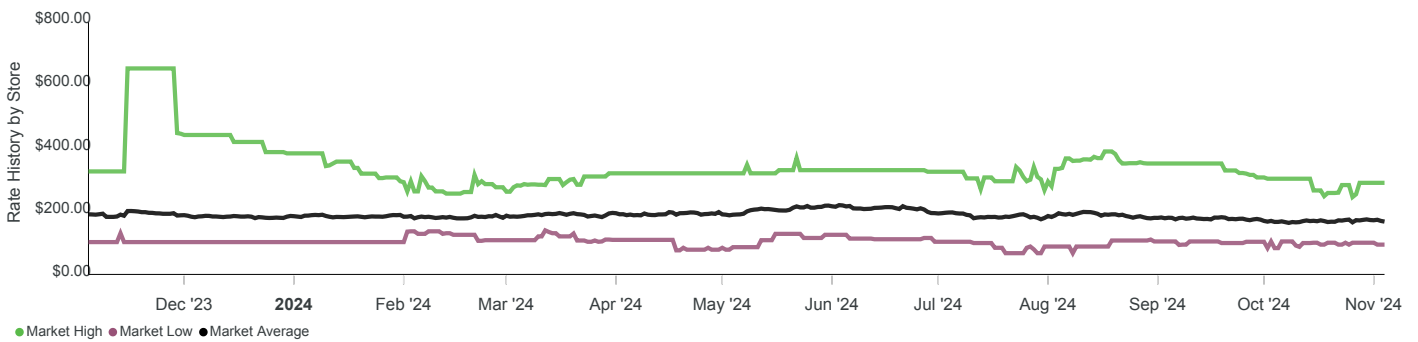
**10x10 Reg (Last 1 Year, Premium, Any Floor)**



**10x10 Reg (Last 1 Year, Value, Any Floor)**



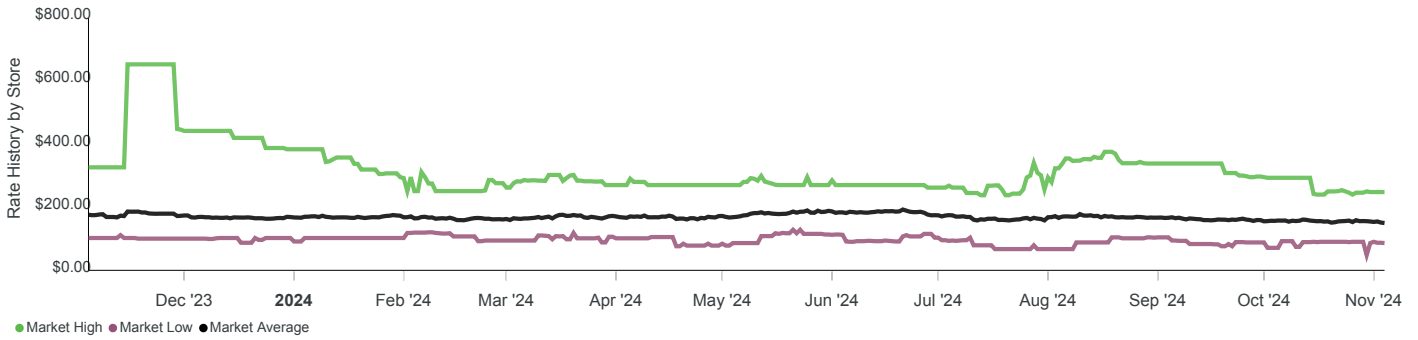
**10x10 CC (Last 1 Year, Premium, Any Floor)**



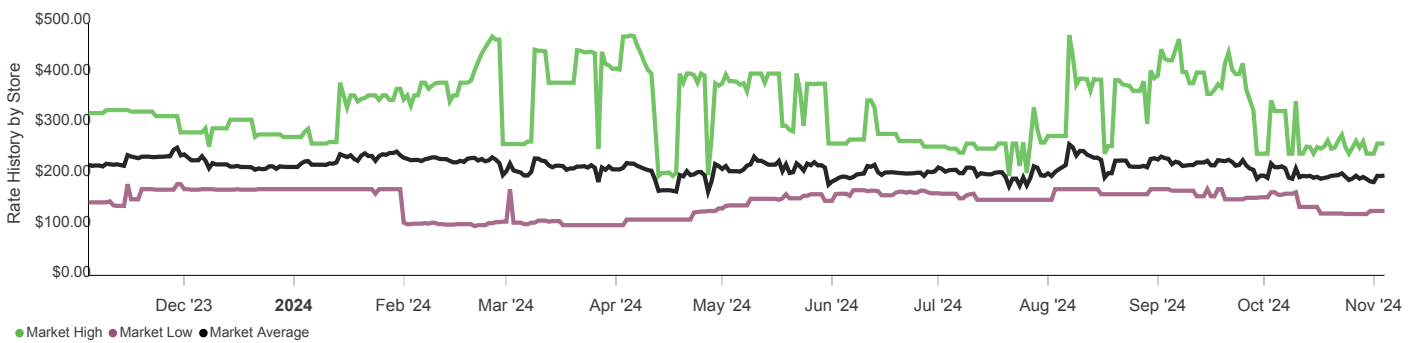


### Rate History by Store Continued

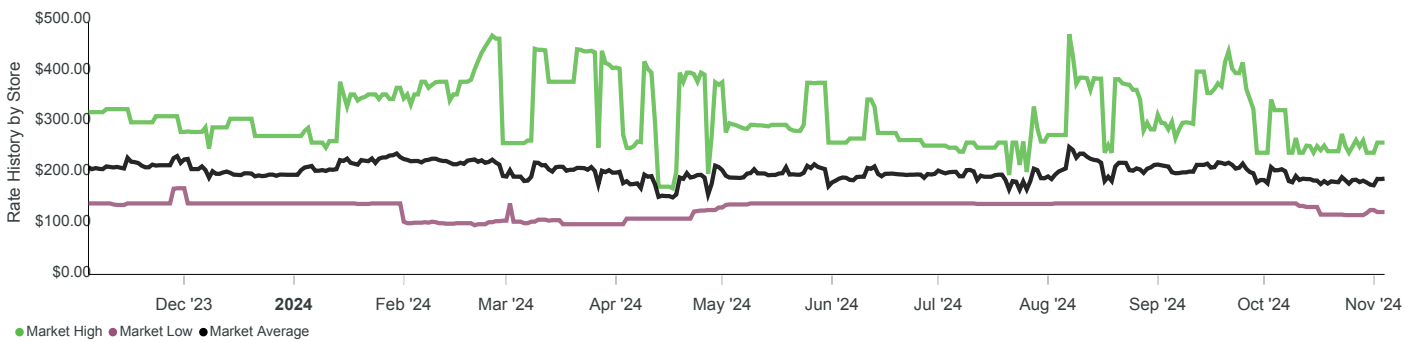
#### 10x10 CC (Last 1 Year, Value, Any Floor)



#### 10x15 Reg (Last 1 Year, Premium, Any Floor)

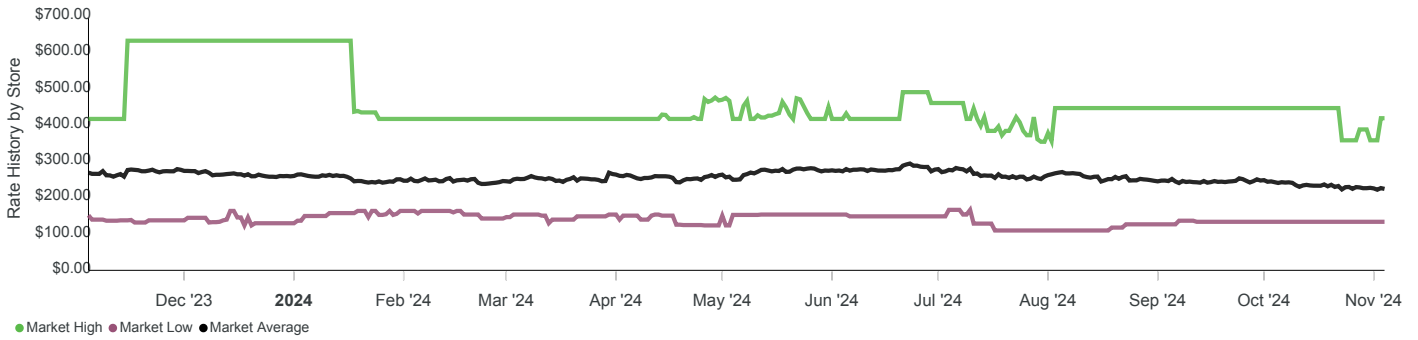


#### 10x15 Reg (Last 1 Year, Value, Any Floor)

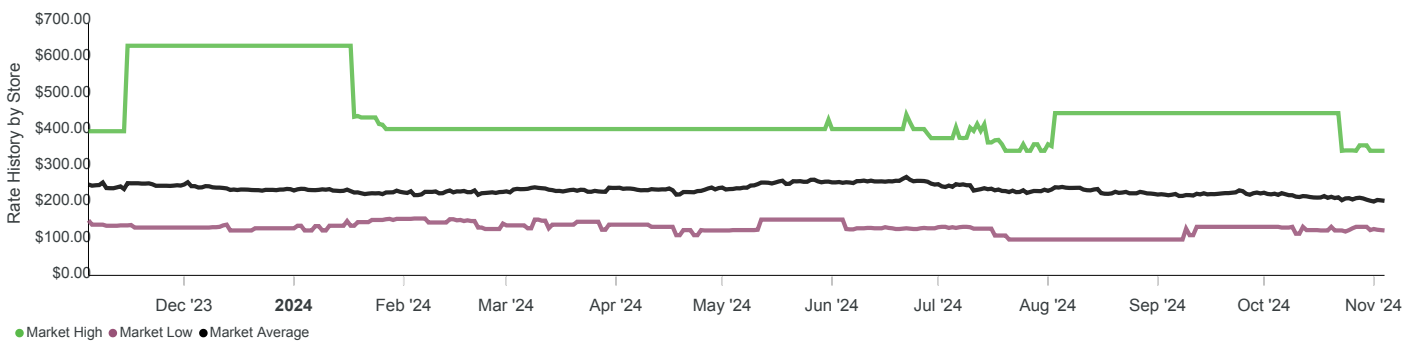


**Rate History by Store** Continued

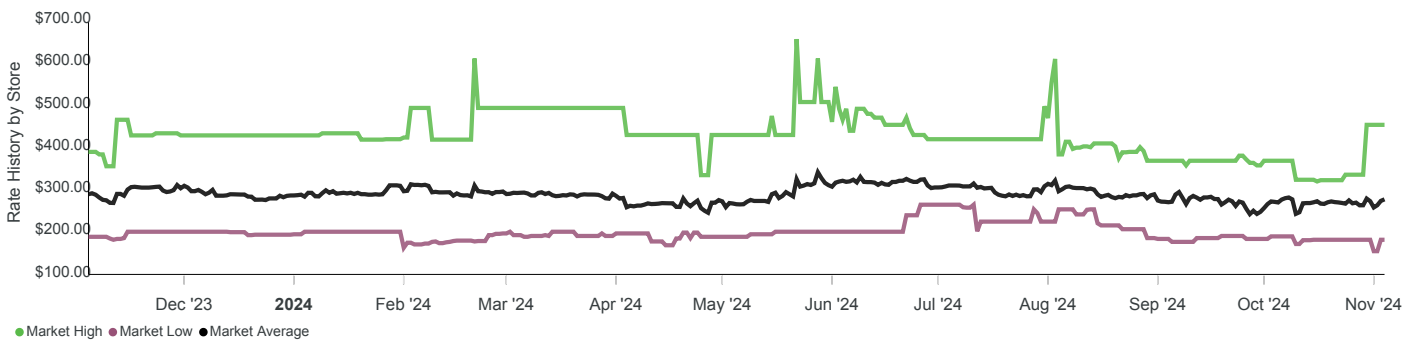
**10x15 CC (Last 1 Year, Premium, Any Floor)**



**10x15 CC (Last 1 Year, Value, Any Floor)**

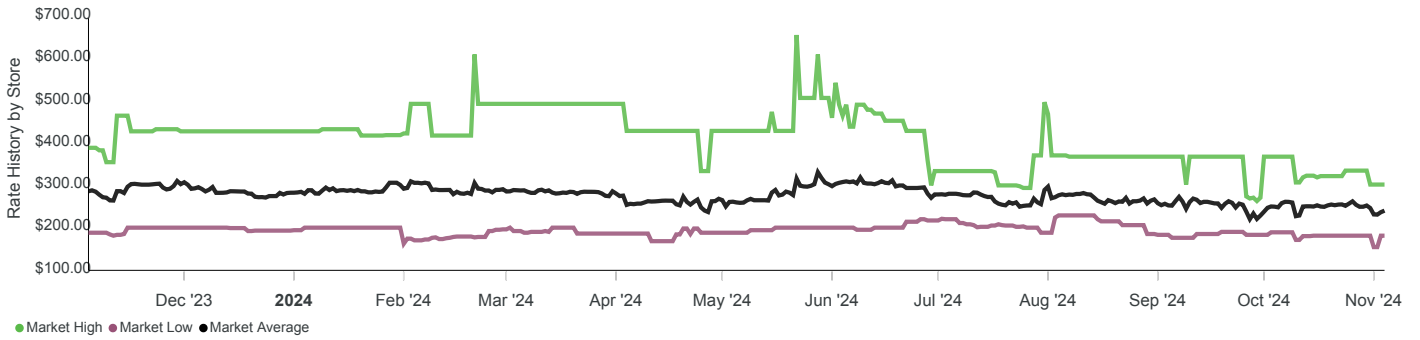


**10x20 Reg (Last 1 Year, Premium, Any Floor)**

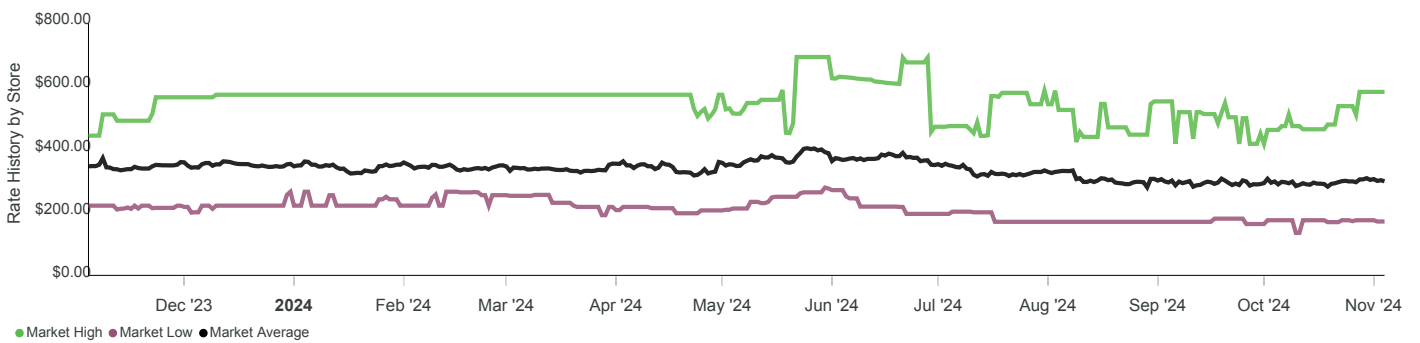


**Rate History by Store** Continued

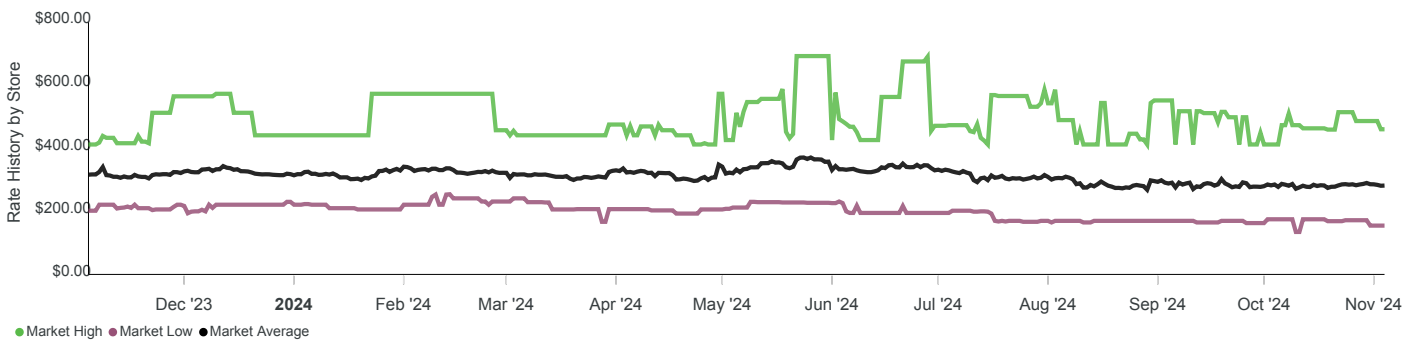
**10x20 Reg (Last 1 Year, Value, Any Floor)**



**10x20 CC (Last 1 Year, Premium, Any Floor)**



**10x20 CC (Last 1 Year, Value, Any Floor)**



## Developments

Profile information on every property development in the market. Each development profile includes information such as development Stage, Project Type, Store Name, Owner, Address, etc.

*Learn about how Square Footage is estimated for developments*

*The square footage of developments is estimated by calculating a weighted average of the square footage of other stores with known square footage in the same state.*

*The weights are based on the year the stores were built: 40% for developments. | 30% for stores built in 2021 or later. | 20% for stores built before 2021. | 10% for stores whose year of construction is unknown.*

*If square footage value is not known for any other stores in the state, the national weighted average is taken as the estimated square footage value.*

### Development Property Info

Stage	Rejected	Planning	Deferred
Project Type	New Building	New Building	New Building
Store Name	Public Storage	Brookhaven Self-Storage	Hillcrest Dr Storage
Address	1011 Monroe Dr NE & 597 Cooledge Ave, Atlanta, GA 30306	Atlanta, GA 30324	2020 & 2030 Moreland Ave & 1022 & 1032 Hillcrest Dr, Atlanta, GA 30316
County	Fulton	Fulton	DeKalb
Facility Type	Self Storage and Parking	Self Storage	Self Storage
Zoning	I-1	--	C-2
Zoning Description	Light Industrial	--	General Commercial
Development Project Summary	The owner plans to develop "Public Storage" with The Atlanta Botanical Garden, Inc. as the owner. The contractor for this project is Bohler Engineering, and Public Storage will serve as the operator/management company. The property is zoned as I-1 (Light Industrial) and spans 1.67 acres. The development will consist of one building with five floors, totalling 171,165 square feet of building space.	The owner plans to develop "Brookhaven Self-Storage," a self-storage facility in Atlanta, GA. The property will feature a building with 101,888 square feet of storage space spread across 5 floors.	Metro Capital Investment LLC intends to build a self-storage facility with 2.41 acres of storage space and the square footage of 111,300. The parcel of land is in the C-2 zoning district.
Acres	1.67	--	2.41
Property Building Permit	--	--	N5-2024-0109; SLUP-24-1246804
Property Building Parcel	--	--	15-081-01-003, 15-081-01-004, 15-081-01-036, 15-081-01-006, 15-081-01-007
Building Square Footage	<del>171,165</del>	101,888	<del>111,300</del>
Estimated Rentable Square Footage	128,374	76,416	94,605
Number of Buildings	1	--	1
Floors	5	5	2
Permit History Log	Planning Date : 11/21/2022	--	Planning Commission : 03/05/2024
MSA	Atlanta-Sandy Springs-Alpharetta, GA	Atlanta-Sandy Springs-Alpharetta, GA	Atlanta-Sandy Springs-Alpharetta, GA
Expected Open Date	30-Jul-2025	30-Jul-2025	30-Jul-2025
Project Verification Status	Verified	Verified	Verified
Source URL	<a href="https://saportareport.com/...../maria_saporta/">Source URL 1</a> (https://saportareport.com/...../maria_saporta/) <a href="https://saportareport.com/.....ports/johnruch/">Source URL 2</a> (https://saportareport.com/.....ports/johnruch/) <a href="https://saportareport.com/.....cation-Copy.pdf">Source URL 3</a> (https://saportareport.com/.....cation-Copy.pdf) <a href="https://saportareport.com/.....tion-1-Copy.pdf">Source URL 4</a> (https://saportareport.com/.....tion-1-Copy.pdf) <a href="https://www.insideselfstorage.com/.....ty-january-2023">Source URL 5</a> (https://www.insideselfstorage.com/.....ty-january-2023) <a href="https://roughdraftatlanta.com/.....piedmont-park/">Source URL 6</a> (https://roughdraftatlanta.com/.....piedmont-park/) <a href="https://www.bizjournals.com/.....ban-passed.html">Source URL 7</a> (https://www.bizjournals.com/.....ban-passed.html) <a href="https://www.bizjournals.com/.....ic-storage.html">Source URL 8</a> (https://www.bizjournals.com/.....ic-storage.html) <a href="https://beltlineorg.wpenginepowered.com/.....anuary-18th.pdf">Source URL 9</a> (https://beltlineorg.wpenginepowered.com/.....anuary-18th.pdf) <a href="https://saportareport.com/.....proval-Copy.pdf">Source URL 10</a> (https://saportareport.com/.....proval-Copy.pdf)	--	<a href="https://www.dekalbcountyga.gov/.....%20Agenda_1.pdf">Source URL 1</a> (https://www.dekalbcountyga.gov/.....%20Agenda_1.pdf) <a href="https://www.dekalbcountyga.gov/.....-24-1246804.pdf">Source URL 2</a> (https://www.dekalbcountyga.gov/.....-24-1246804.pdf) <a href="https://www.dekalbcountyga.gov/.....-24-1246804.pdf">Source URL 3</a> (https://www.dekalbcountyga.gov/.....-24-1246804.pdf) <a href="https://www.dekalbcountyga.gov/.....-24-1246804.pdf">Source URL 4</a> (https://www.dekalbcountyga.gov/.....-24-1246804.pdf) <a href="https://dekalbcountyga.legistar.com/.....ptions=&amp;Search=">Source URL 5</a> (https://dekalbcountyga.legistar.com/.....ptions=&Search=)
Last Checked Date	22-Oct-2024	07-Oct-2024	10-Oct-2024

## Developments Continued

### Ownership Info

Owner Name	The Atlanta Botanical Graden, Inc	--	Metro Capital Investment LLC
Owner Address	1345 Piedmont Ave NE, Atlanta, GA 30309	--	4224 Northeast Expy, Atlanta, GA 30340
Owner Phone	--	--	678-480-0787
Owner Contact Name	--	--	Ali Jooma
Owner Email	--	--	alijooma@gmail.com
Operator/Management	Public Storage	--	--
Operator Type	REIT	--	--

### Contractor Info

Contractor Name	Bohler Engineering	--	Civillogistix, LLC
Contractor Address	211 Perimeter Center Pkwy NE Suite 425, Atlanta, GA 30346	--	500 Sun Valley Dr STE H3, Roswell, GA 30076

### Operator/Management Info

Operator/Management Company Name	Public Storage	--	--
Operator Type	REIT	--	--

## All Stores List

Profile information on every store in the market. Store profile information includes the Store Name, Store Address, Total Rentable Square Footage, Year Opened, Company owner and/or Operating Company, Rate Volatility over the past 30 days.

**Total Square Feet** values displayed here are obtained from public sources, including city and county property records. When this information is unavailable, StorTrack uses mapping tools or internal models to estimate the size of the property - such properties have an asterisk (\*) next to their Total Square Feet value.

How is Rentable Square Feet (RSF) calculated for each property?

RSF is 95% of TSF if the property has 1 floor | RSF is 85% of TSF if the property has 2 floors | RSF is 75% of TSF if the property has 3 or more floors | RSF is 95% of TSF if the property has an unknown number of floors

The class type is a proprietary store classification system. Facilities are categorized based on data concerning rental rates, population, median household income and more.

✓ Rate available for this unit type		✗ Rate not available for this unit type		👁️ Rate previously available, but not currently advertised		★ Your Store							
<b>Public Storage</b> 0.6 mile 134 John Wesley Dobbs Ave NE, Atlanta, GA 30303 Monday - Friday <b>06:00 AM - 06:00 PM</b> Saturday - Sunday <b>06:00 AM - 05:00 PM</b>		Drive Distance <b>0.69 mile</b> Drive Time <b>4.31 minutes</b> Total Square Feet <b>56,836 sqft</b> Rentable Square Footage <b>42,627 sqft</b> Class Type <b>A</b> Store Type <b>Self Storage</b> Rate Volatility <b>23%</b>		<b>Marketing Scorecard</b> <b>57/100</b> Contactability <b>8/11</b> PaidSearch <b>11/35</b> Search <b>5/15</b> SocialMedia <b>8/14</b> Website <b>25/25</b>									
5x5 Reg	5x5 CC	5x10 Reg	5x10 CC	10x10 Reg	10x10 CC	10x15 Reg	10x15 CC	10x20 Reg	10x20 CC	10x30 Reg	10x30 CC	Car Parking	RV Parking
✗	✓	✗	✓	✗	✓	✗	✓	✗	✓	✗	✗	✗	✗
No Image Available <b>Walker Street Mini Storage</b> 0.67 mile 165 Walker Street SW, Atlanta, GA 30313 Monday - Sunday <b>07:00 AM - 07:00 PM</b>		Drive Distance <b>0.88 mile</b> Drive Time <b>5.47 minutes</b> Total Square Feet <b>31,511 sqft</b> Rentable Square Footage <b>29,935 sqft</b> Class Type <b>B</b> Store Type <b>Self Storage</b> Rate Volatility <b>3%</b>		<b>Marketing Scorecard</b> <b>39/100</b> Contactability <b>3/11</b> PaidSearch <b>11/35</b> Search <b>0/15</b> SocialMedia <b>7/14</b> Website <b>18/25</b>									
5x5 Reg	5x5 CC	5x10 Reg	5x10 CC	10x10 Reg	10x10 CC	10x15 Reg	10x15 CC	10x20 Reg	10x20 CC	10x30 Reg	10x30 CC	Car Parking	RV Parking
✓	✗	✓	✗	👁️	✗	✓	✗	✓	✗	✗	✗	✗	✗
<b>U-Haul Moving &amp; Storage at Peters St</b> 0.75 mile 300 Peters St SW, Atlanta, GA 30313 Monday - Thursday <b>07:00 AM - 07:00 PM</b> Friday <b>07:00 AM - 08:00 PM</b> Saturday <b>07:00 AM - 07:00 PM</b> Sunday <b>09:00 AM - 05:00 PM</b>		Drive Distance <b>0.95 mile</b> Drive Time <b>4.76 minutes</b> Total Square Feet <b>207,800 sqft</b> Rentable Square Footage <b>155,850 sqft</b> Class Type <b>B</b> Store Type <b>Self Storage</b> Rate Volatility <b>29%</b>		<b>Marketing Scorecard</b> <b>40/100</b> Contactability <b>6/11</b> PaidSearch <b>5/35</b> Search <b>0/15</b> SocialMedia <b>7/14</b> Website <b>22/25</b>									
5x5 Reg	5x5 CC	5x10 Reg	5x10 CC	10x10 Reg	10x10 CC	10x15 Reg	10x15 CC	10x20 Reg	10x20 CC	10x30 Reg	10x30 CC	Car Parking	RV Parking
✓	✓	✓	✓	✓	✓	✓	✓	👁️	👁️	✗	✗	👁️	👁️
No Image Available <b>Extra Space</b> 1.04 miles 486 Decatur St SE, Atlanta, GA 30312 Monday - Sunday <b>06:00 AM - 10:00 PM</b>		Drive Distance <b>1.24 miles</b> Drive Time <b>5.83 minutes</b> Total Square Feet <b>119,259 sqft</b> Rentable Square Footage <b>89,444 sqft</b> Class Type <b>A</b> Store Type <b>Self Storage and Parking</b> Rate Volatility <b>59%</b>		<b>Marketing Scorecard</b> <b>69/100</b> Contactability <b>8/11</b> PaidSearch <b>25/35</b> Search <b>7/15</b> SocialMedia <b>7/14</b> Website <b>22/25</b>									
5x5 Reg	5x5 CC	5x10 Reg	5x10 CC	10x10 Reg	10x10 CC	10x15 Reg	10x15 CC	10x20 Reg	10x20 CC	10x30 Reg	10x30 CC	Car Parking	RV Parking
✗	✓	✗	👁️	✗	✓	✗	✓	✗	✓	✗	✓	✗	✗

## All Stores List Continued

✓ Rate available for this unit type		✗ Rate not available for this unit type		🚫 Rate previously available, but not currently advertised		★ Your Store							
	<b>CubeSmart Self Storage of Atlanta</b> 1.13 miles 578 Whitehall St SW, Atlanta, GA 30303 Monday - Sunday <b>06:00 AM - 10:00 PM</b>	Drive Distance	<b>1.26 miles</b>	<b>Marketing Scorecard</b>		<b>61/100</b>							
		Drive Time	<b>5.05 minutes</b>	Contactability	<b>8/11</b>								
		Total Square Feet	<b>110,667 sqft</b>	PaidSearch	<b>22/35</b>								
		Rentable Square Footage	<b>83,000 sqft</b>	Search	<b>3/15</b>								
		Class Type	<b>A</b>	SocialMedia	<b>7/14</b>								
		Store Type	<b>Self Storage</b>	Website	<b>21/25</b>								
		Rate Volatility	<b>24%</b>										
5x5 Reg	5x5 CC	5x10 Reg	5x10 CC	10x10 Reg	10x10 CC	10x15 Reg	10x15 CC	10x20 Reg	10x20 CC	10x30 Reg	10x30 CC	Car Parking	RV Parking
✗	✓	✗	✓	✗	✓	✗	✓	✗	✓	✗	✓	✗	✗
	<b>Extra Space</b> 1.39 miles 660 Edgewood Ave SE, Atlanta, GA 30312 Monday - Sunday <b>06:00 AM - 10:00 PM</b>	Drive Distance	<b>1.68 miles</b>	<b>Marketing Scorecard</b>		<b>72/100</b>							
		Drive Time	<b>7.08 minutes</b>	Contactability	<b>8/11</b>								
		Total Square Feet	<b>76,119 sqft</b>	PaidSearch	<b>25/35</b>								
		Rentable Square Footage	<b>64,701 sqft</b>	Search	<b>7/15</b>								
		Class Type	<b>A</b>	SocialMedia	<b>7/14</b>								
		Store Type	<b>Self Storage</b>	Website	<b>25/25</b>								
		Rate Volatility	<b>76%</b>										
5x5 Reg	5x5 CC	5x10 Reg	5x10 CC	10x10 Reg	10x10 CC	10x15 Reg	10x15 CC	10x20 Reg	10x20 CC	10x30 Reg	10x30 CC	Car Parking	RV Parking
🚫	✓	🚫	✓	🚫	✓	🚫	✓	🚫	✓	✗	🚫	✗	✗
	<b>Atlanta Storage</b> 1.61 miles 645 Shelton Avenue SW, Atlanta, GA 30310 Monday - Friday <b>08:00 AM - 06:00 PM</b> Saturday <b>09:00 AM - 05:00 PM</b> Sunday <b>01:00 PM - 05:00 PM</b>	Drive Distance	<b>2.13 miles</b>	<b>Marketing Scorecard</b>		<b>21/100</b>							
		Drive Time	<b>9.25 minutes</b>	Contactability	<b>6/11</b>								
		Total Square Feet	<b>25,616 sqft</b>	PaidSearch	<b>5/35</b>								
		Rentable Square Footage	<b>21,774 sqft</b>	Search	<b>0/15</b>								
		Class Type	<b>B</b>	SocialMedia	<b>0/14</b>								
		Store Type	<b>Self Storage</b>	Website	<b>10/25</b>								
		Rate Volatility	<b>1%</b>										
5x5 Reg	5x5 CC	5x10 Reg	5x10 CC	10x10 Reg	10x10 CC	10x15 Reg	10x15 CC	10x20 Reg	10x20 CC	10x30 Reg	10x30 CC	Car Parking	RV Parking
✓	✗	✓	✗	✓	✗	✓	✗	✓	✗	✓	✗	✗	✗
	<b>Public Storage</b> 1.89 miles 647 Donald Lee Hollowell Pkwy NW, Atlanta, GA 30318 Monday - Friday <b>06:00 AM - 06:00 PM</b> Saturday - Sunday <b>06:00 AM - 05:00 PM</b>	Drive Distance	<b>2.39 miles</b>	<b>Marketing Scorecard</b>		<b>53/100</b>							
		Drive Time	<b>10.12 minutes</b>	Contactability	<b>8/11</b>								
		Total Square Feet	<b>140,320 sqft</b>	PaidSearch	<b>11/35</b>								
		Rentable Square Footage	<b>119,272 sqft</b>	Search	<b>5/15</b>								
		Class Type	<b>A</b>	SocialMedia	<b>8/14</b>								
		Store Type	<b>Self Storage</b>	Website	<b>21/25</b>								
		Rate Volatility	<b>27%</b>										
5x5 Reg	5x5 CC	5x10 Reg	5x10 CC	10x10 Reg	10x10 CC	10x15 Reg	10x15 CC	10x20 Reg	10x20 CC	10x30 Reg	10x30 CC	Car Parking	RV Parking
🚫	✓	✗	✓	✗	✓	✗	✓	✗	✓	✗	🚫	✗	✗
	<b>Morningstar Storage</b> 2.19 miles 726 Ponce de Leon PL NE, Atlanta, GA 30306	Drive Distance	<b>3.3 miles</b>	<b>Marketing Scorecard</b>		<b>31/100</b>							
		Drive Time	<b>11.52 minutes</b>	Contactability	<b>3/11</b>								
		Total Square Feet	<b>46,722 sqft</b>	PaidSearch	<b>0/35</b>								
		Rentable Square Footage	<b>39,714 sqft</b>	Search	<b>0/15</b>								
		Class Type	<b>A</b>	SocialMedia	<b>7/14</b>								
		Store Type	<b>Self Storage</b>	Website	<b>21/25</b>								
		Rate Volatility	<b>4%</b>										
5x5 Reg	5x5 CC	5x10 Reg	5x10 CC	10x10 Reg	10x10 CC	10x15 Reg	10x15 CC	10x20 Reg	10x20 CC	10x30 Reg	10x30 CC	Car Parking	RV Parking
✗	✓	✗	✓	✗	✓	✗	✓	✗	✓	✗	✗	✗	✗

## All Stores List Continued

✓ Rate available for this unit type		✗ Rate not available for this unit type		🚫 Rate previously available, but not currently advertised		★ Your Store							
	<b>Public Storage</b> 2.2 miles 1067 Memorial Drive, Atlanta, GA 30316	Drive Distance	<b>2.62 miles</b>	<b>Marketing Scorecard</b>		<b>53/100</b>							
Monday - Sunday	<b>06:00 AM - 09:00 PM</b>	Drive Time	<b>12.19 minutes</b>	Contactability	<b>8/11</b>								
		Total Square Feet	<b>55,375 sqft</b>	PaidSearch	<b>11/35</b>								
		Rentable Square Footage	<b>52,606 sqft</b>	Search	<b>5/15</b>								
		Class Type	<b>B</b>	SocialMedia	<b>8/14</b>								
		Store Type	<b>Self Storage</b>	Website	<b>21/25</b>								
		Rate Volatility	<b>27%</b>										
5x5 Reg	5x5 CC	5x10 Reg	5x10 CC	10x10 Reg	10x10 CC	10x15 Reg	10x15 CC	10x20 Reg	10x20 CC	10x30 Reg	10x30 CC	Car Parking	RV Parking
✓	✗	✓	✗	✓	✗	✓	✗	✓	✗	✓	✗	✗	✗
	<b>Extra Space</b> 2.28 miles 924 Northside Dr NW, Atlanta, GA 30318	Drive Distance	<b>2.76 miles</b>	<b>Marketing Scorecard</b>		<b>72/100</b>							
Monday - Sunday	<b>06:00 AM - 10:00 PM</b>	Drive Time	<b>10.78 minutes</b>	Contactability	<b>8/11</b>								
		Total Square Feet	<b>61,900 sqft</b>	PaidSearch	<b>25/35</b>								
		Rentable Square Footage	<b>46,425 sqft</b>	Search	<b>7/15</b>								
		Class Type	<b>A</b>	SocialMedia	<b>7/14</b>								
		Store Type	<b>Self Storage</b>	Website	<b>25/25</b>								
		Rate Volatility	<b>52%</b>										
5x5 Reg	5x5 CC	5x10 Reg	5x10 CC	10x10 Reg	10x10 CC	10x15 Reg	10x15 CC	10x20 Reg	10x20 CC	10x30 Reg	10x30 CC	Car Parking	RV Parking
✗	✓	✗	✓	✗	✓	✗	🚫	✗	🚫	✗	✗	✗	✗
	<b>Extra Space</b> 2.48 miles 600 Virginia Ave NE, Atlanta, GA 30306	Drive Distance	<b>2.99 miles</b>	<b>Marketing Scorecard</b>		<b>68/100</b>							
Monday - Sunday	<b>06:00 AM - 10:00 PM</b>	Drive Time	<b>12.11 minutes</b>	Contactability	<b>8/11</b>								
		Total Square Feet	<b>99,403 sqft</b>	PaidSearch	<b>25/35</b>								
		Rentable Square Footage	<b>74,552 sqft</b>	Search	<b>7/15</b>								
		Class Type	<b>A</b>	SocialMedia	<b>7/14</b>								
		Store Type	<b>Self Storage and Parking</b>	Website	<b>21/25</b>								
		Rate Volatility	<b>33%</b>										
5x5 Reg	5x5 CC	5x10 Reg	5x10 CC	10x10 Reg	10x10 CC	10x15 Reg	10x15 CC	10x20 Reg	10x20 CC	10x30 Reg	10x30 CC	Car Parking	RV Parking
✓	✓	🚫	✓	✓	✓	✓	✓	🚫	✓	🚫	✓	✗	✗
	<b>Space Shop Self Storage - Atlanta -14th Street</b> 2.52 miles 151 14th St NW, Atlanta, GA 30318	Drive Distance	<b>3.64 miles</b>	<b>Marketing Scorecard</b>		<b>35/100</b>							
Monday - Sunday	<b>06:00 AM - 10:00 PM</b>	Drive Time	<b>14.18 minutes</b>	Contactability	<b>8/11</b>								
		Total Square Feet	<b>122,235 sqft</b>	PaidSearch	<b>5/35</b>								
		Rentable Square Footage	<b>103,900 sqft</b>	Search	<b>1/15</b>								
		Class Type	<b>B</b>	SocialMedia	<b>0/14</b>								
		Store Type	<b>Self Storage and Parking</b>	Website	<b>21/25</b>								
		Rate Volatility	<b>11%</b>										
5x5 Reg	5x5 CC	5x10 Reg	5x10 CC	10x10 Reg	10x10 CC	10x15 Reg	10x15 CC	10x20 Reg	10x20 CC	10x30 Reg	10x30 CC	Car Parking	RV Parking
✗	✓	✗	✓	✗	✓	✗	✓	🚫	✓	✗	🚫	✗	✗
	<b>Extra Space</b> 2.65 miles 680 14th St NW, Atlanta, GA 30318	Drive Distance	<b>3.13 miles</b>	<b>Marketing Scorecard</b>		<b>72/100</b>							
Monday - Sunday	<b>06:00 AM - 10:00 PM</b>	Drive Time	<b>12.18 minutes</b>	Contactability	<b>8/11</b>								
		Total Square Feet	<b>79,928 sqft</b>	PaidSearch	<b>25/35</b>								
		Rentable Square Footage	<b>59,946 sqft</b>	Search	<b>7/15</b>								
		Class Type	<b>A</b>	SocialMedia	<b>7/14</b>								
		Store Type	<b>Self Storage</b>	Website	<b>25/25</b>								
		Rate Volatility	<b>64%</b>										
5x5 Reg	5x5 CC	5x10 Reg	5x10 CC	10x10 Reg	10x10 CC	10x15 Reg	10x15 CC	10x20 Reg	10x20 CC	10x30 Reg	10x30 CC	Car Parking	RV Parking
✗	✓	✗	✓	✗	✓	✗	✓	✗	✓	✗	🚫	✗	✗



## All Stores List Continued

✓ Rate available for this unit type		✗ Rate not available for this unit type		🚫 Rate previously available, but not currently advertised		★ Your Store							
<b>Extra Space</b> 2.66 miles 166 16th St Bldg A, Atlanta, GA 30363 Monday - Sunday <b>06:00 AM - 10:00 PM</b>		Drive Distance <b>4.12 miles</b> Drive Time <b>12.69 minutes</b> Total Square Feet <b>77,409 sqft</b> Rentable Square Footage <b>58,057 sqft</b> Class Type <b>A</b> Store Type <b>Self Storage and Parking</b> Rate Volatility <b>0%</b>		<b>Marketing Scorecard</b> <b>68/100</b> Contactability <b>8/11</b> PaidSearch <b>25/35</b> Search <b>7/15</b> SocialMedia <b>7/14</b> Website <b>21/25</b>									
5x5 Reg	5x5 CC	5x10 Reg	5x10 CC	10x10 Reg	10x10 CC	10x15 Reg	10x15 CC	10x20 Reg	10x20 CC	10x30 Reg	10x30 CC	Car Parking	RV Parking
🚫	✓	✗	✓	🚫	✓	🚫	✓	🚫	✓	✗	✓	🚫	🚫
<b>Stuf Storage - Atlanta</b> 2.75 miles 1170 Howell Mill Rd, Atlanta, GA 30318		Drive Distance <b>3.11 miles</b> Drive Time <b>14.2 minutes</b> Total Square Feet <b>84,417 sqft</b> Rentable Square Footage <b>80,196 sqft</b> Class Type <b>B</b> Store Type <b>Self Storage</b> Rate Volatility <b>N/A</b>		<b>Marketing Scorecard</b> <b>30/100</b> Contactability <b>8/11</b> PaidSearch <b>0/35</b> Search <b>0/15</b> SocialMedia <b>2/14</b> Website <b>20/25</b>									
5x5 Reg	5x5 CC	5x10 Reg	5x10 CC	10x10 Reg	10x10 CC	10x15 Reg	10x15 CC	10x20 Reg	10x20 CC	10x30 Reg	10x30 CC	Car Parking	RV Parking
✗	✗	✗	✗	✗	✗	✗	✗	✗	✗	✗	✗	✗	✗
<b>Extra Space</b> 2.99 miles 430 Bishop St NW, Atlanta, GA 30318 Monday - Sunday <b>06:00 AM - 10:00 PM</b>		Drive Distance <b>3.73 miles</b> Drive Time <b>14.18 minutes</b> Total Square Feet <b>106,455 sqft</b> Rentable Square Footage <b>79,841 sqft</b> Class Type <b>A</b> Store Type <b>Self Storage</b> Rate Volatility <b>61%</b>		<b>Marketing Scorecard</b> <b>68/100</b> Contactability <b>8/11</b> PaidSearch <b>25/35</b> Search <b>7/15</b> SocialMedia <b>7/14</b> Website <b>21/25</b>									
5x5 Reg	5x5 CC	5x10 Reg	5x10 CC	10x10 Reg	10x10 CC	10x15 Reg	10x15 CC	10x20 Reg	10x20 CC	10x30 Reg	10x30 CC	Car Parking	RV Parking
✗	✓	✗	✓	✗	✓	✗	✓	✗	✓	✗	🚫	✗	✗
<b>Extra Space</b> 3.02 miles 1555 Memorial Dr SE, Atlanta, GA 30317 Monday - Sunday <b>06:00 AM - 10:00 PM</b>		Drive Distance <b>4.2 miles</b> Drive Time <b>10.96 minutes</b> Total Square Feet <b>117,876 sqft</b> Rentable Square Footage <b>88,407 sqft</b> Class Type <b>B</b> Store Type <b>Self Storage</b> Rate Volatility <b>78%</b>		<b>Marketing Scorecard</b> <b>70/100</b> Contactability <b>8/11</b> PaidSearch <b>25/35</b> Search <b>7/15</b> SocialMedia <b>7/14</b> Website <b>23/25</b>									
5x5 Reg	5x5 CC	5x10 Reg	5x10 CC	10x10 Reg	10x10 CC	10x15 Reg	10x15 CC	10x20 Reg	10x20 CC	10x30 Reg	10x30 CC	Car Parking	RV Parking
✗	✓	✗	🚫	🚫	✓	🚫	✓	🚫	🚫	✗	🚫	✗	✗
<b>Public Storage</b> 3.07 miles 1387 Northside Drive, Atlanta, GA 30318 Monday - Sunday <b>06:00 AM - 06:00 PM</b>		Drive Distance <b>3.48 miles</b> Drive Time <b>13.01 minutes</b> Total Square Feet <b>69,932 sqft</b> Rentable Square Footage <b>66,435 sqft</b> Class Type <b>B</b> Store Type <b>Self Storage</b> Rate Volatility <b>24%</b>		<b>Marketing Scorecard</b> <b>53/100</b> Contactability <b>8/11</b> PaidSearch <b>11/35</b> Search <b>5/15</b> SocialMedia <b>8/14</b> Website <b>21/25</b>									
5x5 Reg	5x5 CC	5x10 Reg	5x10 CC	10x10 Reg	10x10 CC	10x15 Reg	10x15 CC	10x20 Reg	10x20 CC	10x30 Reg	10x30 CC	Car Parking	RV Parking
✓	✗	✓	🚫	✓	✗	✓	✗	✓	✗	✓	✗	✗	✗

## All Stores List Continued

✓ Rate available for this unit type  
 ✗ Rate not available for this unit type  
 Rate previously available, but not currently advertised  
 Store opened within the last year  
 ★ Your Store

		<b>Extra Space</b> 3.16 miles 1291 Moreland Ave SE, Atlanta, GA 30316				Drive Distance <b>4.96 miles</b> Drive Time <b>16.73 minutes</b> Total Square Feet <b>86,000 sqft</b> Rentable Square Footage <b>64,500 sqft</b> Class Type <b>A</b> Store Type <b>Self Storage</b> Rate Volatility <b>92%</b>				<b>Marketing Scorecard</b> <b>72/100</b> Contactability <b>8/11</b> PaidSearch <b>25/35</b> Search <b>7/15</b> SocialMedia <b>7/14</b> Website <b>25/25</b>			
5x5 Reg	5x5 CC	5x10 Reg	5x10 CC	10x10 Reg	10x10 CC	10x15 Reg	10x15 CC	10x20 Reg	10x20 CC	10x30 Reg	10x30 CC	Car Parking	RV Parking
✗	✓	✗	✓	✗	✓	✗	✓	✗		✗	✓	✗	✗

		<b>Public Storage</b> 3.17 miles 268 Westminster Drive NE, Atlanta, GA 30309 Monday - Sunday <b>06:00 AM - 09:00 PM</b>				Drive Distance <b>3.53 miles</b> Drive Time <b>15.25 minutes</b> Total Square Feet <b>90,138 sqft</b> Rentable Square Footage <b>85,631 sqft</b> Class Type <b>A</b> Store Type <b>Self Storage</b> Rate Volatility <b>33%</b>				<b>Marketing Scorecard</b> <b>56/100</b> Contactability <b>8/11</b> PaidSearch <b>11/35</b> Search <b>5/15</b> SocialMedia <b>8/14</b> Website <b>24/25</b>			
5x5 Reg	5x5 CC	5x10 Reg	5x10 CC	10x10 Reg	10x10 CC	10x15 Reg	10x15 CC	10x20 Reg	10x20 CC	10x30 Reg	10x30 CC	Car Parking	RV Parking
✗	✓		✓	✗	✓		✓		✓	✗	✗	✗	✗

		<b>Extra Space</b> 3.27 miles 1484 Northside Dr NW, Atlanta, GA 30318 Monday - Sunday <b>06:00 AM - 10:00 PM</b>				Drive Distance <b>3.7 miles</b> Drive Time <b>14.05 minutes</b> Total Square Feet <b>161,026 sqft</b> Rentable Square Footage <b>120,769 sqft</b> Class Type <b>A</b> Store Type <b>Self Storage</b> Rate Volatility <b>69%</b>				<b>Marketing Scorecard</b> <b>71/100</b> Contactability <b>8/11</b> PaidSearch <b>25/35</b> Search <b>7/15</b> SocialMedia <b>7/14</b> Website <b>24/25</b>			
5x5 Reg	5x5 CC	5x10 Reg	5x10 CC	10x10 Reg	10x10 CC	10x15 Reg	10x15 CC	10x20 Reg	10x20 CC	10x30 Reg	10x30 CC	Car Parking	RV Parking
	✓		✓		✓		✓	✗	✓			✗	✗

		<b>Extra Space</b> 3.36 miles 1249 Northside Dr NW, Atlanta, GA 30318 Monday - Sunday <b>06:00 AM - 10:00 PM</b>				Drive Distance <b>3.93 miles</b> Drive Time <b>13.81 minutes</b> Total Square Feet <b>110,667 sqft</b> Rentable Square Footage <b>83,000 sqft</b> Class Type <b>A</b> Store Type <b>Self Storage</b> Rate Volatility <b>60%</b>				<b>Marketing Scorecard</b> <b>70/100</b> Contactability <b>8/11</b> PaidSearch <b>25/35</b> Search <b>7/15</b> SocialMedia <b>7/14</b> Website <b>23/25</b>			
5x5 Reg	5x5 CC	5x10 Reg	5x10 CC	10x10 Reg	10x10 CC	10x15 Reg	10x15 CC	10x20 Reg	10x20 CC	10x30 Reg	10x30 CC	Car Parking	RV Parking
✗	✓	✗	✓	✗	✓	✗	✓	✗	✓	✗	✗	✗	✗

		<b>CubeSmart Self Storage of Atlanta</b> 3.42 miles 1250 Custer Ave, Atlanta, GA 30316 Monday - Sunday <b>06:00 AM - 10:00 PM</b>				Drive Distance <b>5.21 miles</b> Drive Time <b>14.71 minutes</b> Total Square Feet <b>92,000 sqft</b> Rentable Square Footage <b>69,000 sqft</b> Class Type <b>A</b> Store Type <b>Self Storage</b> Rate Volatility <b>9%</b>				<b>Marketing Scorecard</b> <b>61/100</b> Contactability <b>8/11</b> PaidSearch <b>22/35</b> Search <b>3/15</b> SocialMedia <b>7/14</b> Website <b>21/25</b>			
5x5 Reg	5x5 CC	5x10 Reg	5x10 CC	10x10 Reg	10x10 CC	10x15 Reg	10x15 CC	10x20 Reg	10x20 CC	10x30 Reg	10x30 CC	Car Parking	RV Parking
✗	✓	✗	✓	✗	✓	✗	✓	✗	✓	✗	✓	✗	✗






## All Stores List Continued

✓ Rate available for this unit type		✗ Rate not available for this unit type		🚫 Rate previously available, but not currently advertised		★ Your Store							
	<b>Public Storage</b> 3.46 miles 1506 Howell Mill Road NW, Atlanta, GA 30318 Monday - Sunday <b>06:00 AM - 09:00 PM</b>	Drive Distance: <b>4 miles</b> Drive Time: <b>15.58 minutes</b> Total Square Feet: <b>68,675 sqft</b> Rentable Square Footage: <b>51,506 sqft</b> Class Type: <b>A</b> Store Type: <b>Self Storage</b> Rate Volatility: <b>21%</b>	<b>Marketing Scorecard</b> Contactability: <b>54/100</b> PaidSearch: <b>8/11</b> Search: <b>11/35</b> SocialMedia: <b>5/15</b> Website: <b>8/14</b> Website: <b>22/25</b>										
5x5 Reg	5x5 CC	5x10 Reg	5x10 CC	10x10 Reg	10x10 CC	10x15 Reg	10x15 CC	10x20 Reg	10x20 CC	10x30 Reg	10x30 CC	Car Parking	RV Parking
✗	✓	✗	✓	✗	✓	✗	✓	🚫	✓	✗	✓	✗	✗
	<b>Morningstar Storage</b> 3.67 miles 1795 Peachtree Rd. NW, Atlanta, GA 30309	Drive Distance: <b>4.78 miles</b> Drive Time: <b>15.42 minutes</b> Total Square Feet: <b>93,775 sqft</b> Rentable Square Footage: <b>70,331 sqft</b> Class Type: <b>A</b> Store Type: <b>Self Storage</b> Rate Volatility: <b>6%</b>	<b>Marketing Scorecard</b> Contactability: <b>31/100</b> PaidSearch: <b>0/35</b> Search: <b>0/15</b> SocialMedia: <b>7/14</b> Website: <b>21/25</b>										
5x5 Reg	5x5 CC	5x10 Reg	5x10 CC	10x10 Reg	10x10 CC	10x15 Reg	10x15 CC	10x20 Reg	10x20 CC	10x30 Reg	10x30 CC	Car Parking	RV Parking
✗	✓	✗	✓	🚫	✓	✗	✓	🚫	✓	✗	✗	✗	✗
	<b>Extra Space</b> 3.67 miles 890 Chattahoochee Ave NW, Atlanta, GA 30318 Monday - Sunday <b>06:00 AM - 10:00 PM</b>	Drive Distance: <b>4.37 miles</b> Drive Time: <b>16.33 minutes</b> Total Square Feet: <b>60,126 sqft</b> Rentable Square Footage: <b>51,107 sqft</b> Class Type: <b>A</b> Store Type: <b>Self Storage and Parking</b> Rate Volatility: <b>69%</b>	<b>Marketing Scorecard</b> Contactability: <b>73/100</b> PaidSearch: <b>8/11</b> Search: <b>25/35</b> SocialMedia: <b>8/15</b> Website: <b>7/14</b> Website: <b>25/25</b>										
5x5 Reg	5x5 CC	5x10 Reg	5x10 CC	10x10 Reg	10x10 CC	10x15 Reg	10x15 CC	10x20 Reg	10x20 CC	10x30 Reg	10x30 CC	Car Parking	RV Parking
✗	✓	✗	✓	✗	✓	✗	🚫	✓	🚫	✗	🚫	✗	✗
	<b>Dobbins Storage - GA</b> 3.97 miles 1108 Old Chattahoochee Ave, NW, Atlanta, GA 30318	Drive Distance: <b>4.83 miles</b> Drive Time: <b>17.85 minutes</b> Total Square Feet: <b>40,811 sqft</b> Rentable Square Footage: <b>38,770 sqft</b> Class Type: <b>B</b> Store Type: <b>Self Storage</b> Rate Volatility: <b>0%</b>	<b>Marketing Scorecard</b> Contactability: <b>11/100</b> PaidSearch: <b>3/11</b> Search: <b>0/35</b> SocialMedia: <b>0/15</b> Website: <b>0/14</b> Website: <b>8/25</b>										
5x5 Reg	5x5 CC	5x10 Reg	5x10 CC	10x10 Reg	10x10 CC	10x15 Reg	10x15 CC	10x20 Reg	10x20 CC	10x30 Reg	10x30 CC	Car Parking	RV Parking
🚫	✓	🚫	✓	🚫	✓	✗	🚫	🚫	✓	✗	✗	✗	✗
	<b>Extra Space</b> 4.04 miles 2960 Lakewood Ave, Atlanta, GA 30344 Monday - Sunday <b>06:00 AM - 10:00 PM</b>	Drive Distance: <b>5.08 miles</b> Drive Time: <b>10.33 minutes</b> Total Square Feet: <b>81,041 sqft</b> Rentable Square Footage: <b>76,989 sqft</b> Class Type: <b>A</b> Store Type: <b>Self Storage and Parking</b> Rate Volatility: <b>91%</b>	<b>Marketing Scorecard</b> Contactability: <b>68/100</b> PaidSearch: <b>8/11</b> Search: <b>25/35</b> SocialMedia: <b>7/15</b> Website: <b>7/14</b> Website: <b>21/25</b>										
5x5 Reg	5x5 CC	5x10 Reg	5x10 CC	10x10 Reg	10x10 CC	10x15 Reg	10x15 CC	10x20 Reg	10x20 CC	10x30 Reg	10x30 CC	Car Parking	RV Parking
✓	🚫	✓	✓	✓	🚫	✓	🚫	✓	🚫	🚫	✗	✓	✓

## All Stores List Continued

✓ Rate available for this unit type		✗ Rate not available for this unit type		🚫 Rate previously available, but not currently advertised		★ Your Store							
<b>Extra Space</b> 4.14 miles 2033 Monroe Dr NE Ste A, Atlanta, GA 30324 Monday - Sunday <b>06:00 AM - 10:00 PM</b>		Drive Distance <b>6.12 miles</b> Drive Time <b>15.19 minutes</b> Total Square Feet <b>116,552 sqft</b> Rentable Square Footage <b>87,414 sqft</b> Class Type <b>A</b> Store Type <b>Self Storage</b> Rate Volatility <b>73%</b>		<b>Marketing Scorecard</b> <b>70/100</b> Contactability <b>8/11</b> PaidSearch <b>25/35</b> Search <b>7/15</b> SocialMedia <b>7/14</b> Website <b>23/25</b>									
5x5 Reg	5x5 CC	5x10 Reg	5x10 CC	10x10 Reg	10x10 CC	10x15 Reg	10x15 CC	10x20 Reg	10x20 CC	10x30 Reg	10x30 CC	Car Parking	RV Parking
✗	✓	✗	✓	✗	✓	✗	🚫	✗	🚫	✗	🚫	✗	✗
<b>Extra Space</b> 4.16 miles 56 Peachtree Valley Rd NE, Atlanta, GA 30309 Monday - Sunday <b>06:00 AM - 10:00 PM</b>		Drive Distance <b>5.24 miles</b> Drive Time <b>15.9 minutes</b> Total Square Feet <b>120,000 sqft</b> Rentable Square Footage <b>90,000 sqft</b> Class Type <b>A</b> Store Type <b>Self Storage</b> Rate Volatility <b>47%</b>		<b>Marketing Scorecard</b> <b>71/100</b> Contactability <b>8/11</b> PaidSearch <b>25/35</b> Search <b>7/15</b> SocialMedia <b>7/14</b> Website <b>24/25</b>									
5x5 Reg	5x5 CC	5x10 Reg	5x10 CC	10x10 Reg	10x10 CC	10x15 Reg	10x15 CC	10x20 Reg	10x20 CC	10x30 Reg	10x30 CC	Car Parking	RV Parking
✗	✓	✗	✓	✗	✓	✗	✓	✗	🚫	✗	🚫	✗	✗
<b>Public Storage</b> 4.23 miles 2115 Monroe Drive NE, Atlanta, GA 30324 Monday - Sunday <b>06:00 AM - 09:00 PM</b>		Drive Distance <b>6.05 miles</b> Drive Time <b>15.31 minutes</b> Total Square Feet <b>192,355 sqft</b> Rentable Square Footage <b>163,501 sqft</b> Class Type <b>B</b> Store Type <b>Self Storage and Parking</b> Rate Volatility <b>39%</b>		<b>Marketing Scorecard</b> <b>53/100</b> Contactability <b>8/11</b> PaidSearch <b>11/35</b> Search <b>5/15</b> SocialMedia <b>8/14</b> Website <b>21/25</b>									
5x5 Reg	5x5 CC	5x10 Reg	5x10 CC	10x10 Reg	10x10 CC	10x15 Reg	10x15 CC	10x20 Reg	10x20 CC	10x30 Reg	10x30 CC	Car Parking	RV Parking
✗	✓	🚫	✓	✗	✓	✗	✓	✗	✓	🚫	✓	✗	✗
<b>Atlanta's Best Storage</b> 4.39 miles 2393 Metropolitan Parkway Southwest, Atlanta, GA 30315 Monday - Sunday <b>06:00 AM - 10:00 PM</b>		Drive Distance <b>5.77 miles</b> Drive Time <b>11.57 minutes</b> Total Square Feet <b>40,750 sqft</b> Rentable Square Footage <b>38,712 sqft</b> Class Type <b>B</b> Store Type <b>Self Storage</b> Rate Volatility <b>4%</b>		<b>Marketing Scorecard</b> <b>38/100</b> Contactability <b>5/11</b> PaidSearch <b>5/35</b> Search <b>0/15</b> SocialMedia <b>7/14</b> Website <b>21/25</b>									
5x5 Reg	5x5 CC	5x10 Reg	5x10 CC	10x10 Reg	10x10 CC	10x15 Reg	10x15 CC	10x20 Reg	10x20 CC	10x30 Reg	10x30 CC	Car Parking	RV Parking
✗	✓	✗	✓	✗	✓	✗	✓	✗	✓	✗	✓	✗	✗
<b>CubeSmart Self Storage of Atlanta</b> 4.61 miles 1820 Marietta Blvd NW, Atlanta, GA 30318 Monday - Sunday <b>06:00 AM - 10:00 PM</b>		Drive Distance <b>5.99 miles</b> Drive Time <b>19 minutes</b> Total Square Feet <b>98,796 sqft</b> Rentable Square Footage <b>74,097 sqft</b> Class Type <b>A</b> Store Type <b>Self Storage</b> Rate Volatility <b>36%</b>		<b>Marketing Scorecard</b> <b>63/100</b> Contactability <b>8/11</b> PaidSearch <b>22/35</b> Search <b>3/15</b> SocialMedia <b>7/14</b> Website <b>23/25</b>									
5x5 Reg	5x5 CC	5x10 Reg	5x10 CC	10x10 Reg	10x10 CC	10x15 Reg	10x15 CC	10x20 Reg	10x20 CC	10x30 Reg	10x30 CC	Car Parking	RV Parking
✗	✓	✗	✓	✗	✓	✗	🚫	✗	✓	✗	✓	✗	✗

## All Stores List Continued

✓ Rate available for this unit type		✗ Rate not available for this unit type		🚫 Rate previously available, but not currently advertised		★ Your Store							
 <b>USA Storage Centers - Collier Rd</b> 4.75 miles 1244 Collier Road Northwest, Atlanta, GA 30318				Drive Distance: <b>6.52 miles</b> Drive Time: <b>17.06 minutes</b> Total Square Feet: <b>67,132 sqft</b> Rentable Square Footage: <b>63,775 sqft</b> Class Type: <b>B</b> Store Type: <b>Self Storage and Parking</b> Rate Volatility: <b>8%</b>				<b>Marketing Scorecard</b> <b>37/100</b> Contactability: <b>5/11</b> PaidSearch: <b>5/35</b> Search: <b>0/15</b> SocialMedia: <b>8/14</b> Website: <b>19/25</b>					
5x5 Reg	5x5 CC	5x10 Reg	5x10 CC	10x10 Reg	10x10 CC	10x15 Reg	10x15 CC	10x20 Reg	10x20 CC	10x30 Reg	10x30 CC	Car Parking	RV Parking
✗	✓	✓	✓	✓	✓	✓	✓	✓	🚫	✗	✗	✗	✗
 <b>U-Haul Moving &amp; Storage at Piedmont</b> 4.78 miles 2175 Piedmont Rd NE, Atlanta, GA 30324 Monday - Sunday <b>05:00 AM - 10:00 PM</b>				Drive Distance: <b>6.61 miles</b> Drive Time: <b>15.09 minutes</b> Total Square Feet: <b>86,897 sqft</b> Rentable Square Footage: <b>65,173 sqft</b> Class Type: <b>A</b> Store Type: <b>Self Storage</b> Rate Volatility: <b>0%</b>				<b>Marketing Scorecard</b> <b>39/100</b> Contactability: <b>6/11</b> PaidSearch: <b>5/35</b> Search: <b>0/15</b> SocialMedia: <b>7/14</b> Website: <b>21/25</b>					
5x5 Reg	5x5 CC	5x10 Reg	5x10 CC	10x10 Reg	10x10 CC	10x15 Reg	10x15 CC	10x20 Reg	10x20 CC	10x30 Reg	10x30 CC	Car Parking	RV Parking
🚫	🚫	✓	✓	✓	✓	✓	🚫	🚫	🚫	🚫	✗	✗	✗
 <b>Extra Space</b> 4.79 miles 1248 Zonolite Rd NE, Atlanta, GA 30306 Monday - Sunday <b>06:00 AM - 10:00 PM</b>				Drive Distance: <b>5.75 miles</b> Drive Time: <b>16.98 minutes</b> Total Square Feet: <b>108,282 sqft</b> Rentable Square Footage: <b>81,212 sqft</b> Class Type: <b>A</b> Store Type: <b>Self Storage</b> Rate Volatility: <b>46%</b>				<b>Marketing Scorecard</b> <b>70/100</b> Contactability: <b>8/11</b> PaidSearch: <b>25/35</b> Search: <b>7/15</b> SocialMedia: <b>7/14</b> Website: <b>23/25</b>					
5x5 Reg	5x5 CC	5x10 Reg	5x10 CC	10x10 Reg	10x10 CC	10x15 Reg	10x15 CC	10x20 Reg	10x20 CC	10x30 Reg	10x30 CC	Car Parking	RV Parking
✗	✓	✗	✓	✗	✓	✗	✓	✗	✓	✗	🚫	✗	✗
 <b>Public Storage</b> 4.92 miles 1790 Woodberry Ave, East Point, GA 30344 Monday - Friday <b>06:00 AM - 06:00 PM</b> Saturday - Sunday <b>06:00 AM - 05:00 PM</b>				Drive Distance: <b>6.83 miles</b> Drive Time: <b>12.77 minutes</b> Total Square Feet: <b>71,800 sqft</b> Rentable Square Footage: <b>68,210 sqft</b> Class Type: <b>B</b> Store Type: <b>Self Storage and Parking</b> Rate Volatility: <b>48%</b>				<b>Marketing Scorecard</b> <b>58/100</b> Contactability: <b>8/11</b> PaidSearch: <b>11/35</b> Search: <b>10/15</b> SocialMedia: <b>8/14</b> Website: <b>21/25</b>					
5x5 Reg	5x5 CC	5x10 Reg	5x10 CC	10x10 Reg	10x10 CC	10x15 Reg	10x15 CC	10x20 Reg	10x20 CC	10x30 Reg	10x30 CC	Car Parking	RV Parking
✓	✗	✓	✗	✓	✗	🚫	✗	🚫	✗	🚫	✗	✗	✗
 <b>Buckhead Wine Cellars</b> 4.98 miles 2135-B Hills Avenue, Atlanta, GA 30318				Drive Distance: <b>6.85 miles</b> Drive Time: <b>17.23 minutes</b> Total Square Feet: <b>72,690 sqft</b> Rentable Square Footage: <b>69,055 sqft</b> Class Type: <b>B</b> Store Type: <b>Self Storage</b> Rate Volatility: <b>N/A</b>				<b>Marketing Scorecard</b> <b>12/100</b> Contactability: <b>5/11</b> PaidSearch: <b>0/35</b> Search: <b>0/15</b> SocialMedia: <b>0/14</b> Website: <b>7/25</b>					
5x5 Reg	5x5 CC	5x10 Reg	5x10 CC	10x10 Reg	10x10 CC	10x15 Reg	10x15 CC	10x20 Reg	10x20 CC	10x30 Reg	10x30 CC	Car Parking	RV Parking
✗	✗	✗	✗	✗	✗	✗	✗	✗	✗	✗	✗	✗	✗